

Virtual[®]

The hydrophilic precision impression material

Hydrophilic:
exactly where
you need it



ivoclar
vivadent[®]
passion vision innovation

Hydrophilic: exactly where you need it



Hydrophilicity and contact angle

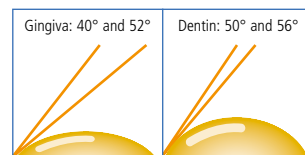
Unset impression material should demonstrate very good hydrophilic properties during the impression taking process, as hydrophilicity is an essential pre-requisite for recording the very fine detail of the oral hard and soft tissues.

Conventional test methods usually involve the use of set material when determining the contact angle with water and dental stone of dental impression materials. Virtual®'s compatibility with moist dentin and gingival tissue has been demonstrated with unset material in tests simulating clinical conditions.

Excellent wettability

Virtual Extra Light Body and Light Body exhibit very low contact angles. They spread easily and adapt smoothly to dentin and moist oral tissue.

Source: Ivodcar Vivadent Inc., Amherst, 2012



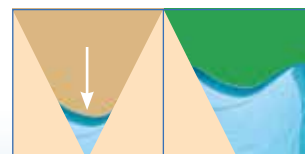
The Virtual® Extra Light Body and Light Body materials show low contact angles.

Excellent moisture displacement characteristics

The ability of the Virtual Extra Light Body and Light Body materials to spread readily into restricted areas displacing oral fluids trapped there enables a precise reproduction of fine anatomical details.

The result is impressive: impressions of extraordinary precision, reproducing remarkable detail.

Source: B. K. Novling, University of Texas, 2001



Reliable displacement of moisture ensures an excellent reproduction of fine detail.

Precise: outstanding readability

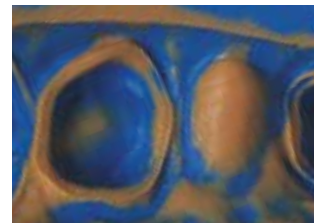


Ideal combination of colours

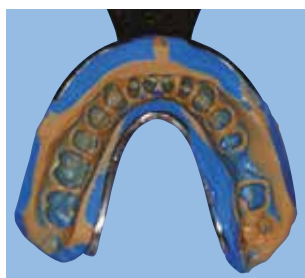
The colours – sea blue for the tray material and caramel for the wash – have been chosen after extensive consultation with many dentists and dental technicians.

The sea blue colour of the tray material has a soothing effect on the eyes and the caramel wash produces preparation margins that are very easy to read. The contrasting colours enhance the readability of the impression in every respect.

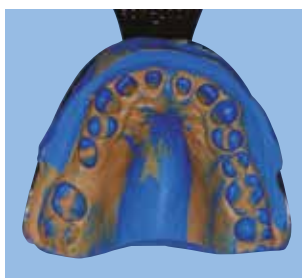
The result is obvious: precision impressions that offer excellent readability.



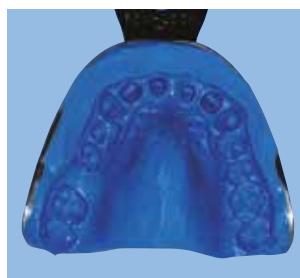
Customized: accommodating all clinical needs



Putty/wash impression
Virtual Putty
Virtual Extra Light Body




Double-mix technique
Virtual Heavy Body
Virtual Light Body



Single phase impression
Virtual Monophase



Bite registration
Virtual CADbite
Registration



	CONSISTENCY acc. to ISO 4823	TECHNIQUE
Virtual Extra Light Body Low viscosity	Type 3 (Heavy/light impression)	Putty/wash impression
Virtual Light Body Low viscosity	Type 3 (Putty/wash impression)	Heavy/light impression
Virtual Monophase Medium viscosity	Type 2	Single phase impression
Virtual Heavy Body High viscosity	Type 1	Heavy/light impression
Virtual Putty Kneadable, very high viscosity	Type 0 (Heavy/light impression)	Putty/wash impression
Virtual CADbite	Optical data recording (CAD/CAM technique)	Bite registration

Convenient: for both dentist and patient



Snap Set

Due to the thermosensitive characteristics of Virtual, the setting reaction is accelerated after the tray is seated in the patient's mouth.

This saves valuable time and ensures precise impressions, while reducing the risk of deformation.

Flexible setting times

The setting time is either 2.5 minutes (fast set) or, optionally, 4.5 minutes (regular set).

Fresh flavour

Patients will appreciate the reduced time in the mouth and the light, fresh peppermint smell of the Virtual impression materials.

Balanced: in every respect



Excellent detail reproduction

The combination of the polymer and innovative, spheroid silicon micro-fillers ensures exceptional precision and excellent reproduction of anatomical details.

Outstanding dimensional stability

As Virtual impressions maintain their dimensional stability for up to two weeks, there is no need to pour models immediately. Virtual impression materials are easy to disinfect and several models can be poured from one impression.

High tear strength

The excellent tear resistance of Virtual reduces the risk of tearing fine margins.

Superior elastic recovery

Virtual impressions are easy to remove from the patient's mouth and elastically recover from the deformation of removal.

Hardness adjusted to the clinical needs

Final hardness values that increase from Virtual Extra Light Body to Virtual Heavy Body ideally contribute to achieving good impressioning results.

Detailed: technical data

	Extra Light Body	Light Body	Monophase		Heavy Body		Putty	CADbite Registration
Colour	Caramel	Caramel	Sea blue		Sea blue		Sea blue	Light blue
Contents	50 ml	50 ml	50 ml	380 ml	50 ml	380 ml	2 x 300 ml	50 ml
Working time								
Fast	1:00 min.	1:00 min.	1:00 min.	1:00 min.	1:00 min.	1:00 min.	1:00 min.	max.
Regular	1:30 min.	1:30 min.	1:30 min.	–	1:30 min.	1:30 min.	1:30 min.	0:30 min.
Time in mouth								
Fast	2:30 min.	2:30 min.	2:30 min.	3:30 min.	2:30 min.	2:30 min.	2:30 min.	min.
Regular	4:30 min.	4:30 min.	4:30 min.	–	4:30 min.	4:30 min.	4:30 min.	0:45 min.
Linear dimensional change 24 h	≤ 1.50 %	≤ 1.50 %	≤ 1.50 %		≤ 1.50 %		≤ 1.50 %	≤ 1.50 %
Strain in compression (min.–max.)	2–8 %	2–8 %	2–8 %		0.8–5 %		0.8–5 %	–
Recovery from deformation	≥ 96.5 %	≥ 96.5 %	≥ 96.5 %		≥ 96.5 %		≥ 96.5 %	–
Detail reproduction	20 μ	20 μ	20 μ		50 μ		75 μ	–
Shore-A hardness	43–51	50–57	64–71		66–76		58–64	–
Shore-D hardness								32
Scannability								✓



Virtual[®] CADbite Registration

The bite registration material from the CAD/CAM material experts

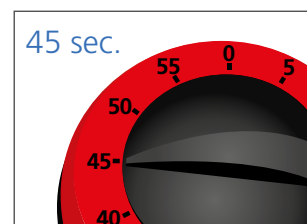
Virtual CADbite is a bite registration material that has been optimized to meet the needs of today's dental professionals:

It's fast, strong and scannable.

Fast

As Virtual CADbite requires an intra-oral set time of only 45 seconds, the risk of distortions or inaccuracies due to patient jaw movements is substantially reduced.

At the same time, Virtual CADbite provides sufficient working time to allow full-arch bite records to be taken.



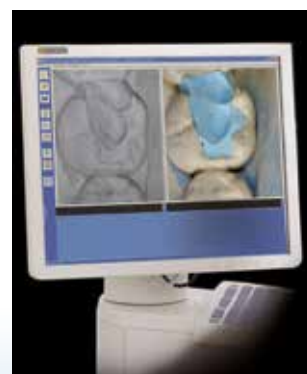
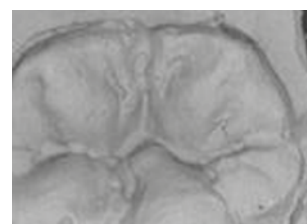
Strong

Due to the material's high final hardness of 32 Shore D and high fracture toughness, it's easy to trim and grind. Moreover, undesirable shifts are prevented when adjusting the position of the casts in the articulator.



Scannable

In response to the needs of CAD/CAM users across the globe, Virtual CADbite has been given a reflective surface. It delivers excellent results when capturing images with intra-oral scanning devices. This attribute allows dental professionals to incorporate antagonist data directly in the design of tooth restorations with CAD/CAM technology.



Virtual CADbite Registration is an addition-reaction silicone developed specifically to record the occlusal bite for the fabrication of indirect restorations.

Virtual CADbite features:

- short setting time
- final hardness of 32 Shore D
- scanning ability
- excellent detail reproduction
- superior dimensional stability

In addition, Virtual CADbite features a non-slump consistency...

Because Virtual CADbite is non-slumping, it does not flow from the occlusal surface into the interdental spaces. Its inherent thixotropicity ensures precise recording of the antagonist situation even if edentulous gaps are present.

... and has a fresh, minty scent

The peppermint aroma makes bite registration with Virtual CADbite more pleasant for the patient.

Apart from being an ideal material for antagonist bite records in conjunction with CAD/CAM procedures, Virtual CADbite may also be used for "conventional" bite registration techniques:



As a syringeable material that is also applicable for closed bite – buccal bite registrations



As a material that can be applied to the bite fork



As a sealing material when using the Gothic arch tracing method



Versatile: wide range of applications



With Virtual, precise impressions of the oral hard and soft tissues can be taken.

- Final impressions used for the fabrication of indirect restorations (crowns, bridges, inlays, onlays and veneers)
- Dental implant impressions
- Matrix for "wax-ups", study models or treatment planning
- Edentulous impressions
- Matrix used to create temporary restorations
- Functional impressions

Flexible: a broad range of products

Delivery forms Virtual

Multi Pack	12 x 50 ml + mixing tips	
Extra Light Body Fast		572812
Extra Light Body Regular		572813
Light Body Fast		572826
Light Body Regular		572827
Monophase Fast		572828
Monophase Regular		572829
Heavy Body Fast		572830
Heavy Body Regular		572831

Refill	2 x 50 ml + 12 mixing tips	
Extra Light Body Regular		562827
Extra Light Body Fast		562828
Light Body Regular		562829
Light Body Fast		562830

Refill	2 x 50 ml + 6 mixing tips	
Monophase Regular		562831
Monophase Fast		562832
Heavy Body Regular		562835
Heavy Body Fast		562836

Refill		
Putty Regular	2 x 300 ml	562839
Putty Fast	2 x 300 ml	562840

Accessories

Tray Adhesive	1 x 10 ml	562841
Refill Mixing Tips, small	48 x	572806
Refill Mixing Tips, large	48 x	572807
Refill Intra Oral Tips, large	100 x	572808
Refill Intra Oral Tips, small	100 x	572809
Refill Dispenser 1:1	1 x	572810

Delivery forms Virtual 380

Multi Pack	6 x 380 ml each + mixer + bajonet rings	
Monophase Fast		594835
Heavy Body Fast		594836
Heavy Body Regular		594837

Refill	2 x 380 ml each + mixer + bajonet rings	
Monophase Fast		594838
Heavy Body Fast		594839
Heavy Body Regular		594840

Accessories

Refill Dynamic Mixer	50 x	600158
----------------------	------	--------

Delivery forms Virtual CADbite Registration

Multi Pack and mixing tips	12 x 50 ml	607909
Refill and mixing tips	2 x 50 ml	607908

Accessories

Refill Mixing Tips, small	48 x	572806
---------------------------	------	--------



Fixed Prosthetics

Virtual® forms a part of the “Fixed Prosthetics” product category. The products of this category cover the procedure involved in the fabrication of fixed prosthetic restorations – from temporization to restoration care. The products are optimally coordinated with each other and enable successful processing and application.



THESE ARE FURTHER PRODUCTS OF THIS CATEGORY:

IPS e.max® -System

all ceramic – all you need



The comprehensive solution covering all indications

- Highly esthetic, high-strength materials for the press and CAD/CAM technique
- Unique lithium disilicate (LS₂) and zirconium oxide (ZrO₂) ceramics for restorations ranging from thin veneers to long-span bridges
- Flexibility of cementation: adhesive, self-adhesive and conventional

Variolink® Esthetic

The esthetic luting composite



The luting composite for exceptional esthetics and user-friendly processing...

- Balanced and concise Effect shade system
- Excellent shade stability due to amine-free composition
- Easy, controlled excess removal

Would you like to know more about the products of the “Fixed Prosthetics” category? Simply get in touch with your contact person at Ivoclar Vivadent or visit www.ivoclarvivadent.com for more information.

Ivoclar Vivadent AG
 Benderstr. 2
 9494 Schaan
 Liechtenstein
 Tel. +423 235 35 35
 Fax +423 235 33 60
www.ivoclarvivadent.com

Descriptions and data constitute no warranty of attributes.
 © Ivoclar Vivadent AG, Schaan/Liechtenstein
 Printed in Germany
 © Ivoclar Vivadent AG, Schaan/Liechtenstein
 681020/en/2015-06-10

ivoclar
vivadent
 passion vision innovation