



Form 2

The most advanced
desktop 3D printer
ever created.

formlabs 

Powerful Printer. Amazing Ecosystem.

The Form 2 comes standard with one liter of resin, Preform Software, finishing tools, and a one-year warranty. Set up is so simple, you'll be printing in 15 minutes.

Desktop Stereolithography

The Form 2 delivers professional quality parts right from your desktop.

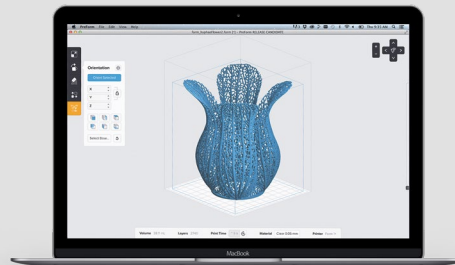


Advanced Materials

Our library of Standard and Functional Resins has been designed to work with the Form 2 to deliver beautiful results.

Intuitive Software

Preform makes printing simple. With one click, you can prepare your model and upload your project over Wi-Fi.



Easy Finishing

Our redesigned Finish Kit simplifies the post-print process, making finishing your parts quick and easy.

What's New?

See what makes the Form 2 the most advanced desktop 3D printer ever created.

Bigger, Better Prints

With a 40% bigger build volume, and a 50% more powerful laser, the Form 2 is capable of large prints with spectacular detail.



Redesigned Print Process

A new peel mechanism and heated resin tank create a reliable print process.

Touch Screen + Wi-Fi

Easily send prints over Wi-Fi, reprint previous jobs, and manage your print queue.

Materials Library

Our resin cartridges are easy to store and swap out, giving you more flexibility and less mess.


Automated Resin System

The Form 2 automatically dispenses material from the resin cartridge based on the size of your prints. Print big parts without pausing for refills.




Connected Printing

Stay informed wherever you are. Your Printer Dashboard allows you to access your Form 2 from anywhere.



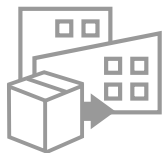
" Expect very high-quality 3D prints with excellent detail from the Form 2."

— Richard Baguley, Tom's Guide



The Desktop Advantage


Achieve excellent results faster by harnessing the power of desktop printing.



	SERVICE BUREAU	FORM 2	INDUSTRIAL SLA
TURNAROUND TIME	1 – 2 weeks	Hours	
UPFRONT COST			
ROOK PRINT COST			
PRINT COST VS. FORM 2	45x	1x	3.5x
LONG TERM COSTS	N/A	free one-year warranty	mandatory service contract (~\$15K)
ACCESSIBILITY	external, third party	internal, desktop, anyone can use	internal, workshop, run by a technician, often projects will be billed for use

"[The Form 2 is] the best prosumer 3D printer I've used."

— John Biggs, Editor at TechCrunch



Exceptional Print Quality

The Form 2 delivers professional-quality printed parts at a fraction of the price.



HOBBYIST FDM¹

DESKTOP SLA (FORM 2)^{1,2}

INDUSTRIAL SLA¹

"When viewed side-by-side, complex models printed by the Form 2 looked like finished products that you could buy in a store — the same models printed by a FDM printer feel like cheap toys in comparison."

— Devindra Hardawar, Senior Editor at Engadget


¹All parts printed at 100 micron layer height.

²Printed in Formlabs 'Grey Resin' — one of our Standard prototyping resins.

Materials Library

Standard Resins

Custom designed in-house to deliver the highest-quality output, our print materials capture astonishing detail without sacrificing durability or toughness.



HIGH-RESOLUTION

For demanding applications, our carefully-engineered resins capture the finest features in your model.

STRENGTH AND PRECISION

Our resins create accurate and robust parts, ideal for rapid prototyping and product development.

SURFACE FINISH

Perfectly smooth right out of the printer, parts created on the Form 2 have the polish and finish of a final product.


Materials Library

Functional Resins

Our growing library of high-performance resins adds new capabilities to the Form 2, offering a range of material properties to explore.

TOUGH RESIN

Tough is durable, adaptive, and impact-resistant. Developed to withstand high stress or strain, it is ideal for snap-fit joints and rugged prototypes.



CASTABLE RESIN


Castable burns out cleanly, without ash or residue, perfect for capturing your high-resolution prints through investment casting.

FLEXIBLE RESIN

Flexible is versatile, tactile, and impact-resistant. It is excellent for making parts that are bendable and compressible.



Material Specifications



STANDARD RESINS

	CLEAR	WHITE	GREY	BLACK
200 Microns	✓			
100 Microns	✓	✓	✓	✓
50 Microns	✓	✓	✓	✓
25 Microns			✓	✓
Application	<ul style="list-style-type: none"> Transparent polish Internal Channels Working with light 	<ul style="list-style-type: none"> Neutral Tone Slightly Opaque Base for Painting 	<ul style="list-style-type: none"> Neutral Tone Slightly Opaque Smooth surface Great for photography 	<ul style="list-style-type: none"> Highly pigmented Most opaque Small details Delicate features



FUNCTIONAL RESINS

	TOUGH	CASTABLE	FLEXIBLE
200 Microns			
100 Microns	✓	✓	✓
50 Microns	✓	✓	✓
25 Microns		✓	
Application	<ul style="list-style-type: none"> Impact Resistant Cyclic stress/strain Machining Snap-fit 	<ul style="list-style-type: none"> Designed for Investment Casting Burns out cleanly Requires post-cure 	<ul style="list-style-type: none"> Impact Resistant Compression Ergonomic, soft-touch grips

Powerful Software

Preform is our powerful print preparation software. Its intuitive interface makes printing easy while also offering powerful features for advanced users.

SIMPLE PROCESS

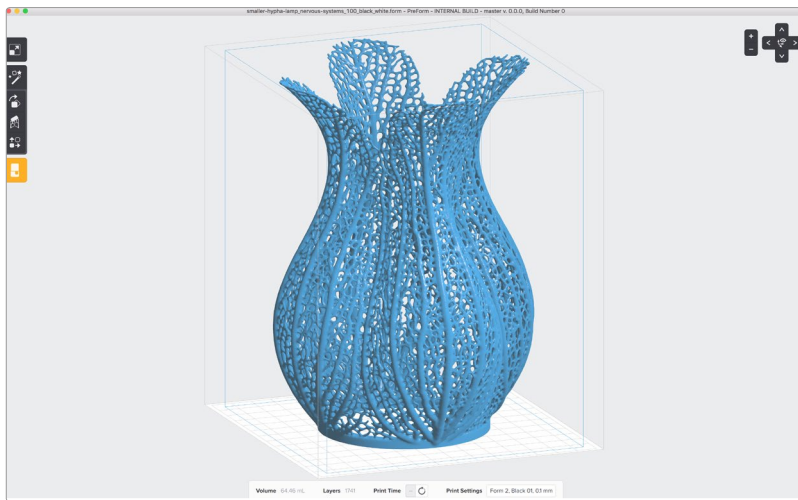

Automatic tools for orientation and support generation make print setup fast and effective.

ADVANCED FEATURES

Our advanced mode reveals complexity when you need it, allowing you to fine tune details like individual support placement, density, and geometry.

PRINT MANAGEMENT TOOLS

Print time and volume estimates help you calculate costs.



PREFORM SOFTWARE

System Requirements

Windows 7 and up
Mac OS X 10.7 and up
OpenGL 2.1 support
2GB RAM

Features

Simple print setup
One-Click-Print
Auto-orient for optimal print position
Auto-mesh repair
Auto-generation of supports
Rotation, scaling, and duplication
Layer slicer for path inspection
.STL and .OBJ file input

Download today at

formlabs.com/products/preform

"The Form 2 could not be easier to use, and that is by design."

– Jackie Dove, Next Web

Technical Specifications



PRINTER

Price	
Dimensions	35 × 33 × 52 cm 13.5 × 13 × 20.5 in
Weight	13 kg / 28.5 lbs
Operating Temperature	Autoheats to 35° C or 95° F Self-heating Resin Tank
Power Requirements	100–240 V 1.5 A 50/60 Hz 65 W
Laser Specifications	EN 60825-1:2007 certified Class 1 Laser Product 405nm violet laser 250mW laser
Connectivity	Wi-Fi, Ethernet and USB
Printer Control	Interactive Touch-screen with Push-button

PREFORM SOFTWARE

System Requirements	Windows 7 and up Mac OS X 10.7 and up
File Type	.STL or .OBJ

PRINTING PROPERTIES

Technology	Stereolithography (SLA)
Peel Mechanism	Sliding Peel Process with Wiper
Resin Fill System	Automated Cartridge System
Build Volume	145 × 145 × 175 mm 5.7 × 5.7 × 6.9 in
Layer Thickness (Axis Resolution)	25, 50, 100, 200 microns 0.001, 0.002, 0.004, 0.008 in.
Laser Spot Size (FWHM)	140 microns 0.0055 inches
Supports	Auto-Generated Easily Removable

FINISHING KIT

Includes

- Finishing Tray
- Scraper
- Pre and Post-Rinse Tubs
- Rinse Basket
- Squeeze Bottle
- Flush Cutters
- Tweezers
- Disposable Nitrile Gloves
- Removal Tool
- Removal Jig

Expert Customer Support

Formlabs is an established leader in desktop 3D printing, with service centers in North America and the EU.



ONE YEAR WARRANTY

The Form 2 ships with an industry-leading one-year standard warranty. No expensive contracts. Just service you can trust.



CUSTOMER SUPPORT

Your Form 2 comes with access to our experienced Customer Support engineers. Get the help and advice you need, fast.



SERVICING

If you run into problems, we'll make sure your printer is fixed quickly. We cover return shipping within our service regions too.



EDUCATIONAL RESOURCES

Our extensive online support site is filled with articles, videos, webinars and forums to provide help from our growing community.

Additional Resources

Helpful links

[Order the Form 2 today](#)

[Order a sample part](#)

[Form 2 Quick Start Guide](#)

[Material Data Sheets](#)

Contact

[Contact the sales team](#)

[Contact the support team](#)