

Instructions for Use Soprano® 14

1 Scope of application of Instructions for Use

These Instructions for Use apply to the products listed under Point 29 in Table 1. The issuing of these Instructions for Use renders all previous versions invalid. The manufacturer rejects any liability for damages resulting from non-compliance with these Instructions for Use

2 Trade name

See Point 29, Table 1.

3 Intended use

The components are intended for use for prosthetic restoration and to support procedures in the dental clinic or laboratory.

4 Expected clinical benefit

Restoration of chewing function and improvement of aesthetics.

5 Product description

The metal-ceramic Soprano® 14 is based on a silicate glass-ceramic and is stained according to the VITA Classic shade system¹ A, B, C and D. A matched transparency and fluorescence enables the reconstruction of natural teeth as metal-ceramic crowns and bridges on veneering alloys.

¹ VITA is a registered trademark of VITA Zahnfabrik H. Rauter GmbH & Co. KG, Bad Säckingen, Germany.

6 Indication

– Ceramic veneering of dental metal alloys (NPM and PM) with a thermal coefficient of expansion of $13.5 - 15 \times 10^{-6} \text{K}^{-1}$ (25 - 500°C)

7 Contraindications

- Veneering of non-indexed framework materials
- Combination with other metal ceramics or veneering ceramics for metal-free restorations
- Use of other liquids
- Mixing of powdery materials (e.g. dentine, incisal, etc.) with paste-like materials (e.g. shades, stains)
- Non-anatomically reduced metal frameworks and sharp edges and corners
- Lacking compliance of the patient with respect to follow-up / recall instructions.
- Patients with bruxism or other para-functional habits.
- In patients with allergies to one or more elements of the materials used in the product.
- Existing clinical picture in the patient's mouth does not permit the correct application of the products.

8 Compatible products

Not applicable.

9 User qualification

The expertise of a professional dentist or dental technician is required. The current Instructions for Use must be available at all times and be completely read and understood before the first application. The manufacturing work and its maintenance must be carried out by qualified specialists.


 Important information for the specialist

 Warning symbol for increased caution

10 Prescription

Federal laws (USA) prohibit the use or sale by unlicensed dentists.

11 Side effects

 This product may not be used in patients with allergies to one or more elements of the product materials. In patients with suspected allergy to one or more elements of the materials, this product may only be used following allergological clarification and proof of non-existence of an allergy.

Auxiliary instruments and products made of steel may contain nickel.

No known side effects if used as intended.

12 Warnings

Magnetic resonance environment


The device has not been evaluated for safety and compatibility in the MR environment.

The product has not been tested for heating or migration in the MR environment.

13 General information

These Instructions for Use are sufficient for immediate application for the products described in this application area of the instructions for use. Dental or laboratory knowledge is required. Information: www.cmsa.ch/docs

14 Preventive measures

 – The mechanical cleaning with a toothbrush and toothpaste may lead to premature wear.

– When grinding, wear protective goggles and a dust mask and use a suction unit.

– Only original tools and parts may be used for this work. For information and additional details, please contact your Cendres+Métaux SA representative.

– The product components are supplied non-sterile. For more information see Point 16 Preparation.

– Secure parts against aspiration.

– Before any procedure, ensure that all required product components are available in sufficient quantity.

– For your safety, always wear suitable protective clothing.

15 Single use

Unless labelled otherwise, the product components are only intended for single use. Products that are marked for single-use are subject to a certain load during their use, which can lead to wear, loss of function and/or malfunctions.

- ⚠ Reuse of products marked as single-use products may compromise safety, function and performance.
Products for single-use have not been tested for reuse/reprocessing, which increases the risk of infection transmission.

16 Preparation

- 📖 After any fabrication or modification and prior to use, the prosthetic work, including all system components, must be cleaned, disinfected and, if appropriate, sterilised. Materials made of metal alloys, high-performance polymers (Pekkton®) and ceramics are suitable for steam sterilisation, whereas components made of plastic other than Pekkton® are not suitable. Consider published national guidelines when selecting a disinfection and sterilisation process and the Instructions for Use "Preparation of surgical and prosthetic products" (www.cmsa.ch/docs).

17 Scope of application

- 📖 The Soprano® 14 veneering ceramic is processed in the dental laboratory with already well known, established dental ceramic instruments, processing instruments, mixing plates, furnaces and associated accessories.
This means that no new, product-specific accessories are required for the use of Soprano® 14.
The processing of veneering ceramics on dental alloys has been practiced in dental laboratories for over 50 years and is an established application.

18 Procedure**18.1 Description of the ceramic materials/pastes**

- Note for pastes: water acts as an extreme thinner, therefore dry brushes thoroughly after washing out with water. Prior to applying the paste, moisten the brush with opaquer liquid.
- The thermal coefficient of expansion does not change even after several firings, remains the same

Bonder Paste for non-precious metal alloys

Ready to use. Available in a standard shade, tooth-coloured. The Bonder Paste serves as an intermediate layer between Co-Cr based dental alloys and dental ceramics. It covers the dark, oxidised framework colour well with a very thin layer and thus increases the discolouration stability. The thermal compatibility of this intermediate layer is excellent, tension as well as the susceptibility to cracks are reduced significantly. The Bonder Paste is pink before use, after firing it is a yellowish colour with eggshell shine.

Opaquer/Bonder Liquid

For diluting too thick Bonder Paste and moistening the brush.

Paste opaquer

Very fine, highly viscous paste to cover the framework colour and shade.
Available in all VITA Classic shades A, B, C, D and additionally A0 and B0.

Powder opaquer

Very fine-grained powder, which is mixed with Soprano® 14 Powder Opaque Liquid to form a paste-like opaquer compound. Used to cover the framework colour and shade.

Available in the VITA Classic shades A, B, C, D, both as a light and dark variant. Additionally available as A00 and B00, for very light shades (Bleach).

Margin

Tooth-coloured shoulder material with high opacity and fluorescence for increased depth effect. Available in all VITA-Classic shades A, B, C, D and additionally A0 and B0. Fluorescent.

Use the yellow coloured special liquid Margin Liquid.

Opaque Dentine

Covers extremely well. Available in all VITA-Classic shades A, B, C, D and additionally A0 and B0. Fluorescent.

Dentine

Natural light refraction. Fluorescent. Material in red identification colour.

Enamel

Very similar to natural enamel. Fluorescent. Material in blue identification colour.

Enamel Effect

Is not colour-specific and can be used for all tooth shades, depending on the desired effects. Very slightly fluorescent.

Enamel Effect Enhancer

Semi-transparent material for mixing with Enamel and Enamel Effect.

Opal

Natural opalescence in four stages and hazes. Slightly fluorescent.

Opal Effect

Natural opalescence, more transparent than Opal material. Fluorescent.

Fossa, Cuspid

For accenting white cusps and orange fissures. Fluorescent.

Mamelon

Can be mixed with all ceramic materials.

For characterisation of the mamelon structures in the incisal region. Fluorescent.

Flu-Shade / Flu-Stain (powder)

Flu-Shade (4 shades) corresponds to the basic shades A, B, C or D.

Highly fluorescent stains for internal characterisation as stain or for the chromatic enhancement of all ceramic materials.

Universal stains for all ceramics, can be used for mixing with all ceramic materials.

Repair

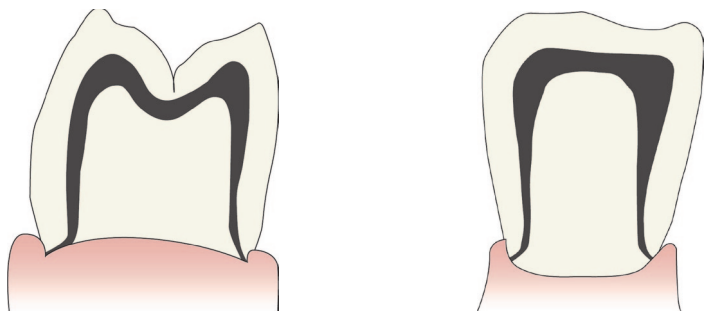
Low-melting ceramic material for small corrections, e.g. contact point.

Available as Dentine A0 and Enamel.

18.2 Preparation notes

- In principle: anatomically reduced tooth shape
- Step preparation with rounded inner edge or preparation of a chamfer
- Generally avoid edges and corners in the preparation
- Depending on the indication, only remove so much hard tooth substance to allow remaining within the following minimal wall thicknesses, the connector cross-sections for bridges and the maximum widths of the pontics.


18.3 Framework design



Basic principles

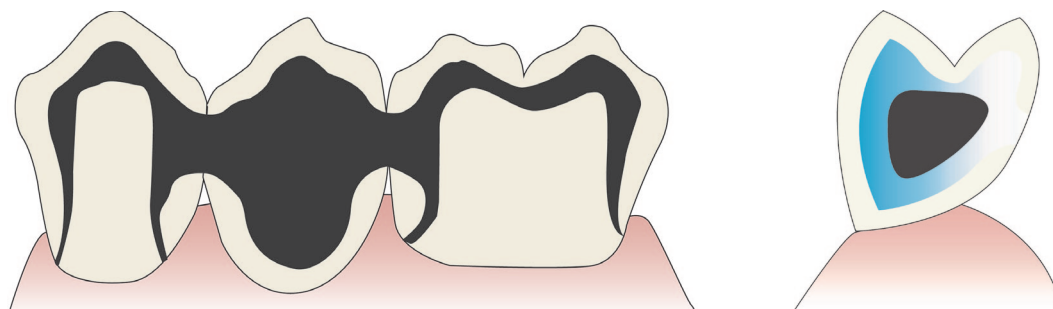
- Anatomically reduced tooth shape
- The metal framework must be designed to support the cusps
- The ceramic layer thickness of 2 mm must not be exceeded
- The layer thickness of the veneering ceramic should be as even as possible over the fissure cusp region
- The framework must not show any edges or corners.
- In principle, the minimum wall thickness of the frameworks is 0.3 mm for crowns and 0.5 mm for bridges. It is recommended to increase the minimum wall thickness for high gold content, softer alloys.

These basic principles should already be taken into account during modelling (wax or software) and not only when preparing the metal framework.

 When using additive fabricated frameworks, it is essential to observe the manufacturer's instructions!

The layer-by-layer build-up of the metal particles during the fabrication of the framework poses the risk of many small blowholes. This trapped air can rise to the surface after several firings and lead to bubbles in the ceramic.

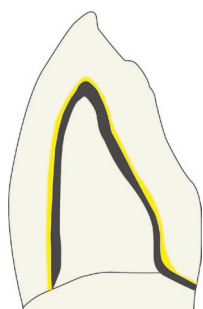
Bridge framework



- The framework design must be created such that it meets visual, functional and above all periodontal hygiene aspects.
- Dimension the cross-section of the interdental connector surface as adequately as possible
- Design the bridge connector «roundish» basally to facilitate tooth cleaning, to make cleaning possible without problems.

Ceramic shoulder

Framework with opaquer, without ceramic materials




- The functional support on the prepared tooth must be on the framework, not on the veneer. Preferably in the aesthetically irrelevant area.
- An accurately fitting metal framework with good primary stability protects the veneer.

Transition ceramic to metal



- The transition must be clearly defined
- Make the transition as perpendicular as possible
- The transition zones must not be located in the areas of contact points or masticatory surfaces
- To prevent irritation of the gingiva, avoid transition zones in the marginal area.

18.4 Framework processing


- The framework is processed with carbide milling cutters or ceramic bonded stones.
- Apply reduced contact pressure for soft alloys
- Always work in the same direction to avoid inclusions and overlaps
- Recommendation: when using different framework materials, store and use the abrasive tools separately.

 Do not use diamonded abrasive tools. Diamond particles can become embedded in the framework. This can lead to bubbles or cracks in the ceramic during firing.

18.5 Blasting and cleaning

-  It is essential to follow the instructions for use of the alloy manufacturer.
-  Prior to each firing clean the object well with steam or under running water, it is essential to work cleanly!
 - Only use pure Al₂O₃ as a single-use abrasive for blasting the framework surface (usually with a grain size between 50 - 110 µm).
 - The blasting pressure is 2 - 4 bar, depending on the type of alloy.
 - Blasting is performed with a flat working angle and a distance of 10-20 mm.
 - Clean by brushing under running water and then thoroughly clean with a steam jet, then allow to dry thoroughly.

18.6 Oxidising

-  It is essential to follow the instructions for use of the alloy manufacturer!
 - Oxidise the framework according to the instructions of the alloy manufacturer
 - Support large-span bridges well to avoid distortion
 - If the oxide is not uniform, repeat the blasting and oxidation process
 - Depending on the type of alloy, post-treatment after oxidising is necessary, e.g. acid treatment or blasting.

18.7 Bonder Paste

- The paste is ready to use.
- If necessary, the paste can be liquefied with the opaquer/Bonder liquid.
- Application is very easy, the layer is extremely thin.

18.8.1 Opaquer (Paste)

- A separate paste is available for each shade
- Mix well before use
- If necessary, the opaquer paste can be carefully diluted with the opaquer liquid

18.8.2 Opaquer (Powder)

The powder is mixed individually with the Soprano® 14 Powder Opaque Liquid to form a paste-like opaquer compound.

Description	Fitting for
Soprano® 14 Powder Opaque A bright	A1 and A2
Soprano® 14 Powder Opaque A dark	A3, A3.5 and A4
Soprano® 14 Powder Opaque B bright	B1 and B2
Soprano® 14 Powder Opaque B dark	B3 and B4
Soprano® 14 Powder Opaque C bright	C1 and C2
Soprano® 14 Powder Opaque C dark	C3 and C4
Soprano® 14 Powder Opaque D bright	D2
Soprano® 14 Powder Opaque D dark	D3 and D4

18.8.3 Opaquer (Paste / Powder)

1st firing: apply covering with a brush or glass instrument.

2nd firing: if still required, use a brush or glass instrument to complete areas which still need to be covered.

Recommendation: Margin powder can be sprinkled on the still moist opaquer layer to increase adhesion of the ceramic and the shade effect (characterisation)

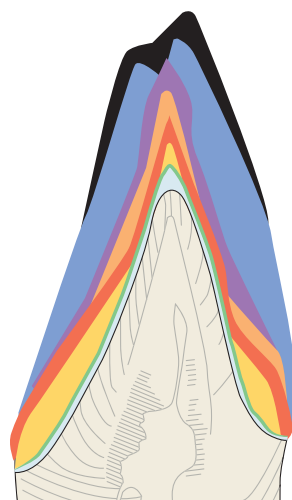
The fired, opaquered framework should have a silky gloss. If the gloss is too high, reduce the temperature; if it is too matt, increase the firing temperature (in max. 5°C steps). Silk gloss with the powder opaquer is low.

18.9 Shoulder materials (Margin)









- A separate material is available for each shade.
- Isolate the stump well before applying the ceramic material
- Apply Margin cervically generously, in drops, approximately 1.5-2.0 mm
- Design in a convex manner towards the outer surface.
- Dry very well and compact
- A second shoulder material firing is necessary to compensate for the shrinkage.

18.10 Layering of the dentine and enamel materials

Example of an anterior tooth layering technique



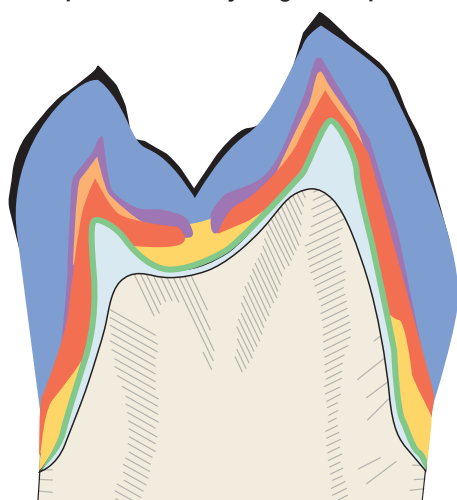
Cross-section

-  Opal Effect, various mixtures
-  Enamel
-  Incisal effect materials
-  Dentine-Enamel or Dentine Effect mixture of 50% each
-  Dentine
-  Opaque Dentine
-  Opaquer
-  Framework of a metal alloy

18.11 Combination table Enamel

	A				B				C				D			
	A1	A2	A3	A3.5	A4	B1	B2	B3	B4	C1	C2	C3	C4	D2	D3	D4
Enamel	1	2	2	4	4	1	2	3	4	2	2	3	4	1	2	3

Example of a molar layering technique



Cross-section

Opal Effect
Enamel
Incisal effect materials
Dentine-Enamel
Dentine
Opaque Dentine
Opaquers
Framework of a metal alloy

18.12 Firing tables

Non precious metal alloys (NPM)									
	Pre-drying min	Closing time min	Starting tem- perature °C	1st firing °C	2nd firing °C	Temperature rise K/min	Start vacuum °C	End vacuum °C	Dwell time min
Bonder Paste	2	6	450	980	---	80	450	979	6
Opaquers	3	6	450	950	950	80	450	949	2
Shoulder materials (Margin)		4	450	930	930	80	450	929	1
Dentine / Enamel		4	450	920	910	60	450	919	1
Self-glaze		4	450	900	---	60	450	899	1
Stain & Glaze		4	450	710*	710*	45	without	without	1
Repair		4	450	710	---	45	450	709	1

Precious metal alloys (PM)									
	Pre-drying min	Closing time min	Starting tem- perature °C	1st firing °C	2nd firing °C	Temperature rise K/min	Start vacuum °C	End vacuum °C	Dwell time min
Opaquers (Wash)	3	6	450	950	---	80	450	949	2
Opaquers	3	6	450	950	---	80	450	949	2
Shoulder materials (Margin)		4	450	930	930	80	450	929	1
Dentine / Enamel		4	450	920	910	60	450	919	1
Self-glaze		4	450	900	---	60	450	899	1
Stain & Glaze		4	450	710*	710*	45	without	without	1
Repair		4	450	710	---	45	450	709	1

* The firing temperature depends on the framework material and the desired degree of gloss. The firing temperature can be increased up to 750° C.

The firing temperatures given are reference values and may vary depending on the type of furnace used and the age of the device.

After each firing with veneering materials and when glazing, use a delayed opening time of 2 minutes for cooling.

18.13 Cooling cycle

Introduction: the coefficient of thermal expansion (CTE) of different materials which are bonded together must be very similar, whereby that of the veneering ceramic must be less than that of the alloy, i.e. approximately one unit ($1 \times 10^{-6} \cdot K^{-1}$) lower. The necessary compressive stress is built up during cooling of the metal-ceramic composite, as the metal shrinks more strongly, and ensures the mechanical adhesive bond. Otherwise, gaps, cracks or fissures would occur at the edges.

Cooling cycle after firing			
CTE value alloy (25-500°C)	Long-term	Normal	Rapid
13.5 – 13.9		■	■
14.0 – 14.5		■	■
14.6 – 15.0	■	■	

**Key**

- Cooling cycle
- Possible cooling cycle, depending on the composition of the alloy

Recommendation

Long-term: if the CTE differences between the framework alloy and Soprano® 14 are greater than 1, leave the object on the firing base of the ceramic furnace a little longer (approx. 2-3 min.) at the furnace temperature after completion of firing.

Normal: if the CTE differences between the alloy and Soprano® 14 are approximately 1, remove the object from the firing base of the ceramic furnace after completion of firing (signal sounds).

Fast: if the CTE differences between the framework alloy and Soprano® 14 are less than 1, remove the object immediately from the firing base of the ceramic furnace when it is removed from the furnace.

Specifications are not binding, it is essential that the specifications of the alloy manufacturers are also observed!

19 Materials

Silicate glass ceramic

Transformation temperature (T _g) ¹	580°C (+/- 20)	for Opal 570°C (+/- 20)
CTE (-500 °C) ¹ (after 2 and 4 firings)	13.0 × 10 ⁻⁶ -K ⁻¹ (+/- 0.5)	
Classification ¹	Type: 1 Class: 1b	
Chemical composition	Major components solidly integrated into the network of the glass ceramic: SiO ₂ , Al ₂ O ₃ , K ₂ O, Na ₂ O, CaO, B ₂ O ₃	

¹ According to DIN EN ISO 6872

Detailed information on the materials and their classification is given in the specific material data sheets, the catalogue as well as the product list given in Table 1 in Point 29. See website www.cmsa.ch/docs or the Cendres+Métaux SA Dental Documentation (available free of charge from all Cendres+Métaux SA subsidiaries, branches and dealers).

20 Notes on storage

The product must be stored in a dry place in its original packaging, at room temperature and without direct sunlight, unless otherwise stated on the packaging. Improper storage can influence the product properties and lead to failure of the restoration.

21 Patient information**21.1 Handling / follow-up**

On the day of insertion of the dentures at the latest, the patient must be informed that regular follow-up care is necessary to maintain the health of the entire masticatory system and the functionality of the denture. Ensure that patients are motivated and instructed according to their own abilities such as manual dexterity and vision with regard to the handling and care of their teeth and dentures.

Permanent and removable dentures are subject to considerable stress in the mouth in a constantly changing environment, and thus more or less subjected to signs of wear. Wear is omnipresent in daily routine and cannot be avoided, only reduced. The amount of wear depends on the overall system.

Our endeavours are aimed at using materials that are as optimally matched as possible in order to reduce wear to an absolute minimum. Proper seating of the dentures on the mucosa must be checked at least once each year, and relining must be performed if required to prevent rocking movement (overload). We recommend checking the dentures at intervals of approx. 3 months initially and to replace the auxiliary parts such as retention inserts if necessary.

21.2 Cleaning and care

We recommend cleaning your teeth and your dentures after every meal. Cleaning of dentures includes cleaning of the connecting element. The gentlest cleaning is achieved by cleaning the connecting element under running water with a soft toothbrush. The most intensive cleaning is achieved when cleaning the dentures in a small ultrasonic device and adding a suitable cleaning agent. Never clean the high precision connecting elements with toothpaste. This could lead to damage. Caution should also be exercised in the case of unsuitable cleaning agents or tablets. This could also damage the high quality connecting element or impair its function. Only clean the connecting parts on the other teeth or implants with water and a soft toothbrush as well as an interdental brush. Do not use toothpaste to avoid damage.

Pay attention to regular cleaning of the anchorage to prevent any inflammation of the soft tissue. For information and additional tips on caring for the instruments see the website (www.cmsa.ch/docs). For information and additional details, please contact your Cendres+Métaux SA representative.

22 Ordering information

More detailed information on the catalogue numbers, the number of products and their classification can be found in the product list under Point 29 in Table 1, the specific product catalogue, the packaging and, in the case of individual products, also directly on the product itself. You can find further information on the website www.cmsa.ch/docs or the Cendres+Métaux SA Dental Documentation (available free of charge from all Cendres+Métaux SA subsidiaries, branches and dealers). For information and additional details, please contact your Cendres+Métaux SA representative.

23 Availability

Some of the products described in this document may possibly not be available in all countries.

24 Traceability batch number

The batch numbers of all parts used must be documented to ensure traceability. If different batch numbers are used for the products described in this application area of the instructions for use for the fabrication of dentures, all the batch numbers concerned must be recorded to ensure traceability.

25 Complaint

Cendres+Métaux SA must be notified immediately of any incident that has occurred with regard to the product to all branches, offices and dealers of Cendres+Métaux SA and, in case of serious cases, to the competent authority where the user is registered.

26 Safe disposal

The product must be disposed of in accordance with local laws and environmental regulations, taking into account the level of contamination. Cendres+Métaux LUX SA would be very pleased to accept precious metal waste. For information and additional details, please contact your Cendres+Métaux SA representative.

27 Trademarks

Registered trademarks of Cendres+Métaux Holding SA, Biel/Bienne, Switzerland include:

Soprano®

Unless explained specifically, all products marked with "®" are not registered trademarks of Cendres+Métaux Holding SA, but registered trademarks of the respective manufacturer.

28 Disclaimer

The manufacturer rejects any liability for damages resulting from non-compliance with these instructions for use. This product is part of an overall concept and may only be used or combined with the corresponding original components and instruments. Otherwise, the manufacturer rejects any responsibility and liability. In case of complaints, please always include the batch number.

The use of third party products not distributed by Cendres+Métaux SA in connection with the products listed in Table 1 will void any warranty or other express or implied obligations of Cendres+Métaux SA.

The user of Cendres+Métaux SA products is responsible for determining whether or not a product is suitable for a specific patient and a specific situation.

Cendres+Métaux SA disclaims any express or implied liability and shall not be responsible for any direct, indirect, punitive or other damages arising from or in connection with errors in professional judgement or practice in the use or installation of Cendres+Métaux SA products.

The user is also obliged to regularly study the latest developments of the Cendres+Métaux SA products listed in Table 1 and their applications.

Please note: the descriptions contained in this document are not sufficient for the immediate application of Cendres+Métaux SA products.

Specialist knowledge of dentistry, dental technology and instructions in handling the products listed in Table 1 by an operator with appropriate experience is always required.

29 Product list

All Soprano® products are assigned the basic UDI-DI: 764016651000038E8 and all Livento® and Soprano® kits are assigned the number 764016651000039EA.


 The Cat. No. and the UDI-Di Code of the single products corresponds to the Refill article.

Table 1

Cat. No.	Product name	Kit contents	Refill contents	UDI-DI
08057500	Soprano® 14 Intro Kit A2			07640173096566
	Soprano®14 Bonder paste EMF Alloy	2,5 g		
	Soprano®14 Paste Opaque A2	2,5 g		
	Soprano®14 Margin A2	5 g		
	Soprano®14 Opaque Dentine A2	5 g		
	Soprano®14 Dentine A2	5 g		
	Soprano®14 Enamel E2	5 g		
	Soprano®14 Opal Effect	5 g		
	Soprano®14 Enamel Effect light-blue	5 g		
	Soprano®14 Enamel Effect clear-white	5 g		
	Soprano®14 Mamelon cream	5 g		
	Soprano® POWDER Flu-Shade A	2 g		
	Soprano® POWDER Flu-Stain brown	2 g		
	Soprano® POWDER Flu-Stain dark-blue	2 g		
	Soprano® POWDER Glaze	2,5 g		
	Soprano® Glaze Fluid	25 ml		
	Soprano® Modeling Liquid	25 ml		
	Soprano® Margin Liquid	25 ml		
08057517	Soprano® 14 Shade A-B Kit			07640173096726
08057501	Soprano® 14 Bonder Paste EMF Alloys	5 g	5 g	07640173096573
08057520	Soprano® 14 Paste Opaque A0	5 g	5 g	07640173096733
08057521	Soprano® 14 Paste Opaque A1	5 g	5 g	07640173096740
08057502	Soprano® 14 Paste Opaque A2	5 g	5 g	07640173096580
08057522	Soprano® 14 Paste Opaque A3	5 g	5 g	07640173096757
08057523	Soprano® 14 Paste Opaque A3.5	5 g	5 g	07640173096764
08057524	Soprano® 14 Paste Opaque A4	5 g	5 g	07640173096771
08057525	Soprano® 14 Paste Opaque B0	5 g	5 g	07640173096788
08057526	Soprano® 14 Paste Opaque B1	5 g	5 g	07640173096795
08057527	Soprano® 14 Paste Opaque B2	5 g	5 g	07640173096801
08057528	Soprano® 14 Paste Opaque B3	5 g	5 g	07640173096818
08057529	Soprano® 14 Paste Opaque B4	5 g	5 g	07640173096825
08057530	Soprano® 14 Margin A0	15 g	15 g	07640173096832
08057531	Soprano® 14 Margin A1	15 g	15 g	07640173096849
08057503	Soprano® 14 Margin A2	15 g	15 g	07640173096597
08057533	Soprano® 14 Margin A3	15 g	15 g	07640173096856

Cat. No.	Product name	Kit contents	Refill contents	UDI-DI
08057534	Soprano® 14 Margin A3.5	15 g	15 g	07640173096863
08057535	Soprano® 14 Margin A4	15 g	15 g	07640173096870
08057536	Soprano® 14 Margin B0	15 g	15 g	07640173096887
08057537	Soprano® 14 Margin B1	15 g	15 g	07640173096894
08057538	Soprano® 14 Margin B2	15 g	15 g	07640173096900
08057539	Soprano® 14 Margin B3	15 g	15 g	07640173096917
08057540	Soprano® 14 Margin B4	15 g	15 g	07640173096924
08057541	Soprano® 14 Opaque Dentine A0	25 g	25 g	07640173096931
08057542	Soprano® 14 Opaque Dentine A0		40 g	07640173096948
08057543	Soprano® 14 Opaque Dentine A1	25 g	25 g	07640173096955
08057544	Soprano® 14 Opaque Dentine A1		40 g	07640173096962
08057504	Soprano® 14 Opaque Dentine A2	25 g	25 g	07640173096603
08057545	Soprano® 14 Opaque Dentine A2		40 g	07640173096979
08057546	Soprano® 14 Opaque Dentine A3	25 g	25 g	07640173096986
08057547	Soprano® 14 Opaque Dentine A3		40 g	07640173096993
08057548	Soprano® 14 Opaque Dentine A3.5	25 g	25 g	07640173097006
08057549	Soprano® 14 Opaque Dentine A3.5		40 g	07640173097013
08057550	Soprano® 14 Opaque Dentine A4	25 g	25 g	07640173097020
08057551	Soprano® 14 Opaque Dentine A4		40 g	07640173097037
08057552	Soprano® 14 Opaque Dentine B0	25 g	25 g	07640173097044
08057553	Soprano® 14 Opaque Dentine B0		40 g	07640173097051
08057554	Soprano® 14 Opaque Dentine B1	25 g	25 g	07640173097068
08057555	Soprano® 14 Opaque Dentine B1		40 g	07640173097075
08057556	Soprano® 14 Opaque Dentine B2	25 g	25 g	07640173097082
08057557	Soprano® 14 Opaque Dentine B2		40 g	07640173097099
08057558	Soprano® 14 Opaque Dentine B3	25 g	25 g	07640173097105
08057559	Soprano® 14 Opaque Dentine B3		40 g	07640173097112
08057560	Soprano® 14 Opaque Dentine B4	25 g	25 g	07640173097129
08057561	Soprano® 14 Opaque Dentine B4		40 g	07640173097136
08057562	Soprano® 14 Opaque Dentine orange	15 g	15 g	07640173097143
08057563	Soprano® 14 Opaque Dentine brown	15 g	15 g	07640173097150
08057564	Soprano® 14 Opaque Dentine yellow	15 g	15 g	07640173097167
08057565	Soprano® 14 Dentine A0	25 g	25 g	07640173097174
08057566	Soprano® 14 Dentine A0		40 g	07640173097181
08057567	Soprano® 14 Dentine A0		100 g	07640173097198
08057568	Soprano® 14 Dentine A1	25 g	25 g	07640173097204
08057569	Soprano® 14 Dentine A1		40 g	07640173097211
08057570	Soprano® 14 Dentine A1		100 g	07640173097228
08057505	Soprano® 14 Dentine A2	25 g	25 g	07640173096610
08057571	Soprano® 14 Dentine A2		40 g	07640173097235
08057572	Soprano® 14 Dentine A2		100 g	07640173097242
08057573	Soprano® 14 Dentine A3	25 g	25 g	07640173097259
08057574	Soprano® 14 Dentine A3		40 g	07640173097266
08057575	Soprano® 14 Dentine A3		100 g	07640173097273
08057576	Soprano® 14 Dentine A3.5	25 g	25 g	07640173097280
08057577	Soprano® 14 Dentine A3.5		40 g	07640173097297
08057578	Soprano® 14 Dentine A3.5		100 g	07640173097303
08057579	Soprano® 14 Dentine A4	25 g	25 g	07640173097310
08057580	Soprano® 14 Dentine A4		40 g	07640173097327
08057581	Soprano® 14 Dentine A4		100 g	07640173097334
08057582	Soprano® 14 Dentine B0	25 g	25 g	07640173097341
08057583	Soprano® 14 Dentine B0		40 g	07640173097358
08057584	Soprano® 14 Dentine B0		100 g	07640173097365
08057585	Soprano® 14 Dentine B1	25 g	25 g	07640173097372
08057586	Soprano® 14 Dentine B1		40 g	07640173097389
08057587	Soprano® 14 Dentine B1		100 g	07640173097396
08057588	Soprano® 14 Dentine B2	25 g	25 g	07640173097402
08057589	Soprano® 14 Dentine B2		40 g	07640173097419
08057590	Soprano® 14 Dentine B2		100 g	07640173097426
08057591	Soprano® 14 Dentine B3	25 g	25 g	07640173097433
08057592	Soprano® 14 Dentine B3		40 g	07640173097440
08057593	Soprano® 14 Dentine B3		100 g	07640173097457
08057594	Soprano® 14 Dentine B4	25 g	25 g	07640173097464
08057595	Soprano® 14 Dentine B4		40 g	07640173097471

Cat. No.	Product name	Kit contents	Refill contents	UDI-DI
08057596	Soprano® 14 Dentine B4		100 g	07640173097488
08057597	Soprano® 14 Enamel E0	25 g	25 g	07640173097495
08057598	Soprano® 14 Enamel E0		40 g	07640173097501
08057599	Soprano® 14 Enamel E0		100 g	07640173097518
08057600	Soprano® 14 Enamel E1	25 g	25 g	07640173097525
08057601	Soprano® 14 Enamel E1		40 g	07640173097532
08057602	Soprano® 14 Enamel E1		100 g	07640173097549
08057506	Soprano® 14 Enamel E2	25 g	25 g	07640173096627
08057603	Soprano® 14 Enamel E2		40 g	07640173097563
08057604	Soprano® 14 Enamel E2		100 g	07640173097570
08057605	Soprano® 14 Enamel E3	25 g	25 g	07640173097587
08057606	Soprano® 14 Enamel E3		40 g	07640173097556
08057607	Soprano® 14 Enamel E3		100 g	07640173097594
08057608	Soprano® 14 Enamel E4	25 g	25 g	07640173097600
08057609	Soprano® 14 Enamel E4		40 g	07640173097617
08057610	Soprano® 14 Enamel E4		100 g	07640173097624
08057611	Soprano® 14 Enamel Clear	25 g	25 g	07640173097631
08057612	Soprano® 14 Enamel Clear		40 g	07640173097648
08057613	Soprano® 14 Enamel Clear		100 g	07640173097655
08057507	Soprano® 14 Opal Effect	15 g	15 g	07640173096634
08057614	Soprano® 14 Opal Effect		25 g	07640173097662
08057615	Soprano® 14 Opal Intensive 1	15 g	15 g	07640173097679
08057616	Soprano® 14 Opal Intensive 1		25 g	07640173097686
08057617	Soprano® 14 Opal Intensive 2	15 g	15 g	07640173097693
08057618	Soprano® 14 Opal Intensive 2		25 g	07640173097709
08057619	Soprano® 14 Opal Intensive 3	15 g	15 g	07640173097716
08057620	Soprano® 14 Opal Intensive 3		25 g	07640173097723
08057621	Soprano® 14 Opal Intensive 4	15 g	15 g	07640173097730
08057622	Soprano® 14 Opal Intensive 4		25 g	07640173097747
08057623	Soprano® 14 Opal Clear	15 g	15 g	07640173097754
08057624	Soprano® 14 Opal Clear		25 g	07640173097761
08057509	Soprano® 14 Enamel Effect clear-white	15 g	15 g	07640173096658
08057625	Soprano® 14 Enamel Effect clear-white		25 g	07640173097778
08057626	Soprano® 14 Enamel Effect sun	15 g	15 g	07640173097785
08057627	Soprano® 14 Enamel Effect sun		25 g	07640173097792
08057628	Soprano® 14 Enamel Effect apricot	15 g	15 g	07640173097808
08057629	Soprano® 14 Enamel Effect apricot		25 g	07640173097815
08057630	Soprano® 14 Enamel Effect amber	15 g	15 g	07640173097822
08057631	Soprano® 14 Enamel Effect amber		25 g	07640173097839
08057632	Soprano® 14 Enamel Effect gray	15 g	15 g	07640173097846
08057633	Soprano® 14 Enamel Effect gray		25 g	07640173097853
08057508	Soprano® 14 Enamel Effect light-blue	15 g	15 g	07640173096641
08057634	Soprano® 14 Enamel Effect light-blue		25 g	07640173097860
08057635	Soprano® 14 Enamel Effect Enh. amber	15 g	15 g	07640173097877
08057636	Soprano® 14 Enamel Effect Enh. amber		25 g	07640173099031
08057637	Soprano® 14 Enamel Effect Enh. dark-gray	15 g	15 g	07640173097884
08057638	Soprano® 14 Enamel Effect Enh. dark-gray		25 g	07640173097891
08057639	Soprano® 14 Enamel Effect Enh. pink	15 g	15 g	07640173097907
08057640	Soprano® 14 Enamel Effect Enh. pink		25 g	07640173097914
08057641	Soprano® 14 Enamel Effect Enh. blue	15 g	15 g	07640173097921
08057642	Soprano® 14 Enamel Effect Enh. blue		25 g	07640173097938
08057653	Soprano® 14 Enamel Effect Enh. orange	15 g	15 g	07640173097945
08057654	Soprano® 14 Enamel Effect Enh. orange		25 g	07640173097952
08057655	Soprano® 14 Mamelon mango	15 g	15 g	07640173097969
08057656	Soprano® 14 Mamelon mango		25 g	07640173097976
08057510	Soprano® 14 Mamelon cream	15 g	15 g	07640173096665
08057657	Soprano® 14 Mamelon cream		25 g	07640173097983
08057658	Soprano® 14 Cuspid	15 g	15 g	07640173097990
08057659	Soprano® 14 Cuspid		25 g	07640173098003
08057660	Soprano® 14 Fossa	15 g	15 g	07640173098010
08057661	Soprano® 14 Fossa		25 g	07640173098027
08057662	Soprano® 14 Repair Enamel	15 g	15 g	07640173098034
08057663	Soprano® 14 Repair Dentine A0	15 g	15 g	07640173098041
08057664	Soprano® 14 Opaque/Bonder Liquid	25 ml	25 ml	07640173098058

Cat. No.	Product name	Kit contents	Refill contents	UDI-DI
08057665	Soprano® Modeling Liquid	250 ml	250 ml	07640173098065
08057666	Soprano® Margin Liquid	50 ml	50 ml	07640173098072
08057667	Soprano® POWDER Glaze	7 g	7 g	07640173096702
08055283	Soprano® Glaze Fluid	25 ml	25 ml	07640173095729
08057668	Soprano® 14 Shade C-D Kit			07640173098089
08057669	Soprano® 14 Paste Opaque C1	5 g	5 g	07640173098096
08057670	Soprano® 14 Paste Opaque C2	5 g	5 g	07640173098102
08057671	Soprano® 14 Paste Opaque C3	5 g	5 g	07640173098119
08057672	Soprano® 14 Paste Opaque C4	5 g	5 g	07640173098126
08057673	Soprano® 14 Paste Opaque D2	5 g	5 g	07640173098133
08057674	Soprano® 14 Paste Opaque D3	5 g	5 g	07640173098140
08057675	Soprano® 14 Paste Opaque D4	5 g	5 g	07640173098157
08057676	Soprano® 14 Margin C1	15 g	15 g	07640173098164
08057677	Soprano® 14 Margin C2	15 g	15 g	07640173098171
08057678	Soprano® 14 Margin C3	15 g	15 g	07640173098188
08057679	Soprano® 14 Margin C4	15 g	15 g	07640173098195
08057680	Soprano® 14 Margin D2	15 g	15 g	07640173098201
08057681	Soprano® 14 Margin D3	15 g	15 g	07640173098218
08057682	Soprano® 14 Margin D4	15 g	15 g	07640173098225
08057683	Soprano® 14 Opaque Dentine C1	15 g	15 g	07640173098232
08057684	Soprano® 14 Opaque Dentine C2	15 g	15 g	07640173098249
08057685	Soprano® 14 Opaque Dentine C3	15 g	15 g	07640173098256
08057686	Soprano® 14 Opaque Dentine C4	15 g	15 g	07640173098263
08057687	Soprano® 14 Opaque Dentine D2	15 g	15 g	07640173098270
08057688	Soprano® 14 Opaque Dentine D3	15 g	15 g	07640173098287
08057689	Soprano® 14 Opaque Dentine D4	15 g	15 g	07640173098294
08057690	Soprano® 14 Dentine C1	25 g	25 g	07640173098300
08057691	Soprano® 14 Dentine C1		40 g	07640173098317
08057692	Soprano® 14 Dentine C2	25 g	25 g	07640173098324
08057693	Soprano® 14 Dentine C2		40 g	07640173098331
08057694	Soprano® 14 Dentine C3	25 g	25 g	07640173098348
08057695	Soprano® 14 Dentine C3		40 g	07640173098355
08057696	Soprano® 14 Dentine C4	25 g	25 g	07640173098362
08057697	Soprano® 14 Dentine C4		40 g	07640173098379
08057698	Soprano® 14 Dentine D2	25 g	25 g	07640173098386
08057699	Soprano® 14 Dentine D2		40 g	07640173098393
08057700	Soprano® 14 Dentine D3	25 g	25 g	07640173098409
08057701	Soprano® 14 Dentine D3		40 g	07640173098416
08057702	Soprano® 14 Dentine D4	25 g	25 g	07640173098423
08057703	Soprano® 14 Dentine D4		40 g	07640173098430
08057665	Soprano® Modeling Liquid	250 ml	250 ml	07640173098065
	Soprano® 14 Gingiva			
08057705	Soprano® 14 Paste Opaque Gingiva bright		5 g	07640173098454
08057706	Soprano® 14 Paste Opaque Gingiva dark		5 g	07640173098461
08058202	Soprano® 14 Gingiva light		15 g	07640239930056
08058203	Soprano® 14 Gingiva light		25 g	07640239930063
08057715	Soprano® 14 Gingiva dark		15 g	07640173098553
08057716	Soprano® 14 Gingiva dark		25 g	07640173098560
08058204	Soprano® 14 Gingiva orange		15 g	07640239930070
08058205	Soprano® 14 Gingiva orange		25 g	07640239930087
08057717	Soprano® 14 Gingiva violet		15 g	07640173098577
08057718	Soprano® 14 Gingiva violet		25 g	07640173098591
08057725	Bleaching Kit			07640173098652
08057726	Soprano® 14 Paste Opaque A00	5 g	5 g	07640173098669
08057727	Soprano® 14 Paste Opaque B00	5 g	5 g	07640173098676
08057728	Soprano® 14 Margin A00	15 g	15 g	07640173098683
08057729	Soprano® 14 Margin B00	15 g	15 g	07640173098690
08057730	Soprano® 14 Bleach Opaque Dentine	25 g	25 g	07640173098706
08057731	Soprano® 14 Bleach Opaque Dentine		40 g	07640173098713
08057732	Soprano® 14 Bleach Opaque Dentine		100 g	07640173098720
08057733	Soprano® 14 Bleach Dentine 1	25 g	25 g	07640173098737



Cat. No.	Product name	Kit contents	Refill contents	UDI-DI
08057734	Soprano® 14 Bleach Dentine 1		40 g	07640173098744
08057735	Soprano® 14 Bleach Dentine 1		100 g	07640173098751
08057736	Soprano® 14 Bleach Dentine 2	25 g	25 g	07640173098768
08057737	Soprano® 14 Bleach Dentine 2		40 g	07640173098775
08057738	Soprano® 14 Bleach Dentine 2		100 g	07640173098782
08057785	Soprano® 14 Bleach Dentine 3	25 g	25 g	07640173098799
08057786	Soprano® 14 Bleach Dentine 3		40 g	07640173098805
08057787	Soprano® 14 Bleach Dentine 3		100 g	07640173098812
08057757	Soprano® 14 Bleach Dentine 4	25 g	25 g	07640173098829
08057758	Soprano® 14 Bleach Dentine 4		40 g	07640173098836
08057759	Soprano® 14 Bleach Dentine 4		100 g	07640173098843
08057658	Soprano® 14 Cuspid	15 g	15 g	07640173097990
08057659	Soprano® 14 Cuspid		25 g	07640173098003
08057739	Soprano® 14 Bleach Enamel 1	25 g	25 g	07640173098850
08057740	Soprano® 14 Bleach Enamel 1		40 g	07640173098867
08057741	Soprano® 14 Bleach Enamel 1		100 g	07640173098874
08057742	Soprano® 14 Bleach Enamel 2	25 g	25 g	07640173098881
08057743	Soprano® 14 Bleach Enamel 2		40 g	07640173098898
08057744	Soprano® 14 Bleach Enamel 2		100 g	07640173098904
08057597	Soprano® 14 Enamel E0	25 g	25 g	07640173097495
08057598	Soprano® 14 Enamel E0		40 g	07640173097501
08057599	Soprano® 14 Enamel E0		100 g	07640173097518
08057600	Soprano® 14 Enamel E1	25 g	25 g	07640173097525
08057601	Soprano® 14 Enamel E1		40 g	07640173097532
08057602	Soprano® 14 Enamel E1		100 g	07640173097549
08057611	Soprano® 14 Enamel Clear	25 g	25 g	07640173097631
08057612	Soprano® 14 Enamel Clear		40 g	07640173097648
08057613	Soprano® 14 Enamel Clear		100 g	07640173097655
08057800	Soprano® 14 Bleach Transpa-white	15 g	15 g	07640173099048
08057801	Soprano® 14 Bleach Transpa-white		25 g	07640173099055
08057508	Soprano® 14 Enamel Effect light-blue	15 g	15 g	07640173096641
08057634	Soprano® 14 Enamel Effect light-blue		25 g	07640173097860
08057617	Soprano® 14 Opal Intensive 2	15 g	15 g	07640173097693
08057618	Soprano® 14 Opal Intensive 2		25 g	07640173097709
08057510	Soprano® 14 Mamelon cream	15 g	15 g	07640173096665
08057657	Soprano® 14 Mamelon cream		25 g	07640173097983
08057665	Soprano® Modeling Liquid	250 ml	250 ml	07640173098065
08057666	Soprano® Margin Liquid	50 ml	50 ml	07640173098072
08057667	Soprano® POWDER Glaze	7 g	7 g	07640173096702
08055283	Soprano® Glaze Fluid	25 ml	25 ml	07640173095729
Soprano® 14 Powder Opaque				
08058261	Soprano® 14 Powder Opaque A bright		40 g	07640239930520
08058262	Soprano® 14 Powder Opaque A dark		40 g	07640239930537
08058263	Soprano® 14 Powder Opaque B bright		40 g	07640239930544
08058264	Soprano® 14 Powder Opaque B dark		40 g	07640239930551
08058265	Soprano® 14 Powder Opaque C bright		40 g	07640239930568
08058266	Soprano® 14 Powder Opaque C dark		40 g	07640239930575
08058267	Soprano® 14 Powder Opaque D bright		40 g	07640239930582
08058268	Soprano® 14 Powder Opaque D dark		40 g	07640239930599
08058269	Soprano® 14 Powder Opaque A00		40 g	07640239930605
08058270	Soprano® 14 Powder Opaque B00		40 g	07640239930612
08058271	Soprano® 14 Powder Opaque Liquid		100 ml	07640239930629
08057745	Soprano® POWDER Stain & Glaze Universal Kit			07640173098911
08057511	Soprano® POWDER Flu-Shade A	2 g	2 g	07640173096672
08057746	Soprano® POWDER Flu-Shade B	2 g	2 g	07640173098928
08057747	Soprano® POWDER Flu-Shade C	2 g	2 g	07640173098935
08057748	Soprano® POWDER Flu-Shade D	2 g	2 g	07640173098942
08057749	Soprano® POWDER Flu-Stain white	2 g	2 g	07640173098959
08057750	Soprano® POWDER Flu-Stain yellow	2 g	2 g	07640173098966
08057751	Soprano® POWDER Flu-Stain orange	2 g	2 g	07640173098973
08057752	Soprano® POWDER Flu-Stain intense-orange	2 g	2 g	07640173098980
08057513	Soprano® POWDER Flu-Stain dark-blue	2 g	2 g	07640173096696

Cat. No.	Product name	Kit contents	Refill contents	UDI-DI
08057753	Soprano® POWDER Flu-Stain navy-blue	2 g	2 g	07640173098997
08057512	Soprano® POWDER Flu-Stain brown	2 g	2 g	07640173096689
08057754	Soprano® POWDER Flu-Stain black	2 g	2 g	07640173099000
08057755	Soprano® POWDER Flu-Stain gray	2 g	2 g	07640173099017
08057756	Soprano® POWDER Stain pink	2 g	2 g	07640173099024
08057667	Soprano® POWDER Glaze	7 g	7 g	07640173096702
08055283	Soprano® Glaze Fluid	25 ml	25 ml	07640173095729
08058240	Soprano® PASTE Stain & Glaze Universal Kit			07640239930094
08055181	Soprano® Flu-Shade A	5 g	5 g	07640173094142
08055245	Soprano® Flu-Shade B	5 g	5 g	07640173095057
08055246	Soprano® Flu-Shade C	5 g	5 g	07640173095064
08055247	Soprano® Flu-Shade D	5 g	5 g	07640173095071
08055248	Soprano® Flu-Stain white	5 g	5 g	07640173095088
08058241	Soprano® Flu-Stain snow	5 g	5 g	07640239930100
08058242	Soprano® Flu-Stain cotton	5 g	5 g	07640239930117
08058243	Soprano® Flu-Stain cream	5 g	5 g	07640239930124
08055249	Soprano® Flu-Stain yellow	5 g	5 g	07640173095095
08058244	Soprano® Flu-Stain mango	5 g	5 g	07640239930131
08055250	Soprano® Flu-Stain orange	5 g	5 g	07640173095101
08055251	Soprano® Flu-Stain intense-orange	5 g	5 g	07640173095118
08058245	Soprano® Flu-Stain champagne	5 g	5 g	07640239930148
08058246	Soprano® Flu-Stain olive	5 g	5 g	07640239930155
08055255	Soprano® Stain pink	5 g	5 g	07640173095156
08058247	Soprano® Flu-Stain shadow	5 g	5 g	07640239930162
08055252	Soprano® Flu-Stain navy-blue	5 g	5 g	07640173095125
08055182	Soprano® Flu-Stain dark-blue	5 g	5 g	07640173094159
08055183	Soprano® Flu-Stain brown	5 g	5 g	07640173094166
08058248	Soprano® Flu-Stain red-brown	5 g	5 g	07640239930179
08055254	Soprano® Flu-Stain gray	5 g	5 g	07640173095149
08055253	Soprano® Flu-Stain black	5 g	5 g	07640173095132
08055184	Soprano® Glaze Paste	5 g	5 g	07640173094173
08055283	Soprano® Glaze Fluid	25 ml	25 ml	07640173095729



















Shade table

	Shade A-B												Shade C-D				Gingiva	Stain&Glaze	Bleaching									
Opaque	A0	A1	A2	A3	A3.5	A4	B0	B1	B2	B3	B4	Bleach Enamel	1	2	3	4	Mamelon	cream	mango	Fossa	Cuspid	cream						
	Margin	A0	A1	A2	A3	A4	B0	B1	B2	B3	B4	1	2	3	4	yellow		brown	orange									
Opaque Dentine	A0	A1	A2	A3	A3.5	A4	B0	B1	B2	B3	B4	Dentine	Bleach Dentine	1	2	3	4	Dentine	dark	bright	dark-gray	pink	blue	D4	D4			
	Margin	A0	A1	A2	A3	A4	B0	B1	B2	B3	B4		1	2	3	4	amber		orange	orange	orange	orange	orange	orange	orange			
Enamel	E0	E1	E2	E3	E4	Clear	Opal	Effect	Enamel Effect Enhancer	C1	C2	C3	C4	Opaque Dentine	C1	C2	C3	C4	Dentine	C1	C2	C3	C4	Intensive 1	Intensive 2	Intensive 3	Intensive 4	Clear
	Margin	C1	C2	C3	C4	Opaque Dentine		Dentine	Opaque Dentine	Dentine	Opaque Dentine	Dentine	Opaque Dentine		Dentine	Opaque Dentine	Dentine	Opaque Dentine		Dentine	Opaque Dentine	Dentine	Opaque Dentine	Dentine	Opaque Dentine	Dentine	Opaque Dentine	Dentine
Gingiva	light	dark	violet	orange	Flu-Stain	white	yellow	orange	intense-orange	dark-blue	navy-blue	brown	black	gray	pink	blue	dark	pink	Cuspid	cream								
	A	B	C	D		Bleach Opaque Dentine	Bleach Dentine	1	2	3	4	Opal	Intensive 2	Mamelon														
Flu-Shade	A	B	C	D	Margin	Bleach Enamel	1	2	3	4	Margin	1	2	3	4	Margin	1	2	3	4								
	A00	B00	A00	A00		1	2	3	4	1		2	3	4														

30 Symbols

-  Important information for the specialist
-  Warning symbol for increased caution

Labelling on packaging/symbols

-  Date of manufacture
-  Manufacturer
-  Catalogue number
-  Batch code
-  Quantity
-  Observe the Instructions for Use, which are available in electronic form at the address specified.
www.cmsa.ch/docs
- Rx only Attention: According to US federal law, this product may only be sold by or on behalf of a physician.
-   Cendres+Métaux products with CE labelling meet the requirements of the relevant European requirements.
-  Do not re-use
-  Non-sterile
-  Keep away from sunlight
-  Attention, observe accompanying documents
-   Unique Device Identification – UDI
-   European Authorised Representative
-  Importer in EU
-  Medical device