




PRODUCT CATALOG

All rights retained. Logos and product names are trademarks or registered trademarks of the respective right owners/manufacturers. Subject to changes, even without prior notice. Reproduction, copying and inclusion, in particular in digital media, is not permitted without written authorization.

Notes

- > The illustrations and information provided are not a guarantee for features/properties.
- > Individual illustrations may differ from the originals.
- > Please note that not all our products are available in every country. For more information about availability in your country, please contact Candulor AG.

Valid from May, 2025.



THE RIGHT MATERIAL FOR EVERY PROFESSIONAL – NO MATTER WHETHER YOU WORK DIGITALLY, ANALOGOUSLY OR HYBRID.

For over 80 years, we have been synonymous with high-end prosthetics in the dental sector and offer a complete system for partial, full, hybrid and implant-supported prosthetics. No matter which way you choose for your workflow, we offer you materials for classic, hybrid or digital processing.

Today, modern dental technology is increasingly being shaped by digital transformation. As a result, the fabrication of removable dentures is also experiencing fundamental changes. We are also embracing this development with our expertise and applying our decades of knowledge to digital concepts. Discover the new range of UCAN Print, UCAN Mill and UCAN Design in this catalog.

Not only do we stand for high-quality materials, we also take pride in providing valuable knowledge transfer. With our in-house training facility, the Swiss School of Prosthetics (SSOP), we support you in finding optimal prosthetic solutions and in perfecting your technical skills.

Regardless of which type of fabrication you prefer, precise results are best achieved by combining craftsmanship with reliable materials.

CANDULOR – HIGH END ONLY.



SERVICES

WEBSHOP*

Our online Webshop makes it easy and convenient for you to shop via your PC or mobile terminal. No matter whether you enter the desired article using the search function or when browsing through our catalog. Our Webshop also offers a scan function that allows you to simply scan products for re-ordering. By using the Scan & Order module, you can either scan the barcodes from your tooth stocks or the UDI codes on the packaging to add the product to your shopping cart.

Have you already registered? If not, you can do so directly via our shop page.



shop.candulor.com

* The Webshop is currently available in Germany, Austria and the Netherlands.

TOOTH STOCKS SERVICE*

Would you appreciate to always have the right molds and shades in stock? Then maybe a tooth stock system might be just the right thing for you. Whether consignment stock or purchased stock, you decide which stock is right for you.

Simply ask our team or partners for advice.



candulor.com/de/zahnlager

* This service is only available in Germany, Austria and the Netherlands.

WEBSITES

You can find everything you need to know about our products and training programs on our two websites. The information provided here is always completely up to date. In addition it also features news from the company and gives current information on dates.



candulator.com



ssop.swiss

Are you looking for specific information to **download**? Then you can access our download area via our website. This is where you can find all the important product documents as well as informative brochures.

downloads.candulator.com

INSTRUCTIONS FOR USE

You can also find Instructions for Use for our Candulor products on a website set up specifically for this purpose.

Instructions for Use in PDF format:
eifu.candulator.com.

In addition, you will also find Instructions for Use as a package insert. For more information, please contact our Customer Service team at export@candulator.de.



CONTENT

CAD/CAM

TOOTH LIBRARY

UCAN Design 10

3D PRINTING

UCAN Print Model 14
 UCAN Print Try-In 14
 UCAN Print Splint 15
 UCAN Print Tray 16
 UCAN Print Base 16

MILLING

UCAN Mill TCR Mono 20
 UCAN Mill TCR Multi 20
 UCAN Mill XPLEX Base 21
 UCAN Bond XPLEX Bond 21

TOOTH LINES

COMPOSITE

PhysioStar® NFC+ teeth 26
 Working tooth mold guide PhysioStar® NFC+ 27
 PhysioStar® NFC+ shade guide 28
 PhysioStar® NFC+ articulation table and tooth molds ... 28

RESIN

PhysioSelect® TCR teeth 30
 Working tooth mold guide PhysioSelect® TCR 31
 PhysioSelect® TCR shade guide 31
 PhysioSelect® TCR articulation table and tooth molds ... 32
 PhysioSet® TCR teeth 34
 Working tooth mold guide PhysioSet® TCR 35
 PhysioSet® TCR shade guide 35
 PhysioSet® TCR articulation table and tooth molds 36
 PREFERENCE® teeth 40
 Working tooth mold guide PREFERENCE® 41
 PREFERENCE® shade guide 41
 PREFERENCE® articulation table and tooth molds 42

TOOTH CABINETS

Plexiglass tooth cabinet 44
 C-Box tooth cabinet 44
 Tooth cabinet 45

DENTURE BASE MATERIALS

XPLEX self- and hot-curing denture base material	48
AESTHETIC BLUE self-curing denture base material	50
AESTHETIC RED heat-curing denture base material	51
AUTOPLAST self-curing denture base material	52
BASEPLAST heat-curing denture base material	53
AESTHETIC Color Set Easy Mini	54
AESTHETIC Color Set Easy	55
Fibres	55
AESTHETIC Intensive Colors	56
AESTHETIC Intensive Colors Opaque	56
AESTHETIC LT Modelling Monomer	57

AUXILIARY MATERIALS

KMG Paste	60
KMG Liquid	60
C-PLAST	61
AESTHETIC Wax	62
AESTHETIC Color Wax	62
ISO-K	63

INSTRUMENTS

Technical Instrument Set	66
Clinical Instrument Set	66
Profile compass	67
Papillameter	67
Rim Former	67
Bite fork set	68
Artikont articulating ribbon	68
Sliding caliper	68
Modelling instrument	68
Stippling instrument	68
Alameter	69
Ceramic mixing tray	69

DEVICES

Articulator CA 3.0	72
Articulator CA 3.0 LARGE	73
POLYMASTER	75
JST flask	75

REGISTRATION

CRS Set 10	78
CRS Set 15	78
CRS Set 20	79
CANDULOR Marker	79

PATIENT PRODUCTS

Denture Brush	80
---------------------	----

SWISS SCHOOL OF PROSTHETICS

Information SSOP	84
Notes	86

UCAN DESIGN TOOTH DESIGN MADE BY CANDULOR

State-of-the-art CAD/CAM software combines tradition and decades of expertise in prosthetics with the opportunities offered by digitization.

The 3Shape Dental System™ CAD software can be used to digitally design a wide range of different types of restorations. Being a free system, 3Shape® offers a high level of flexibility as 3D models can be created regardless of the CAM equipment. At the same time, the new Candulor Denture SmileLibrary+ offers access to one of the largest tooth libraries on the dental market.





CANDULOR DENTURE SMILELIBRARY +*

PROVEN EXPERTISE IN DIGITAL PRECISION

The Candolor Denture SmileLibrary + is available as part of the 3Shape® Dental System. It offers access to one of the largest tooth libraries, including predefined set-ups for full dentures. This means that no individual teeth are stored, but complete upper and lower full dentures in an occlusal relationship. This way, the software accesses an idealized set-up in the database, enabling you to quickly find the optimal solution.

Benefits

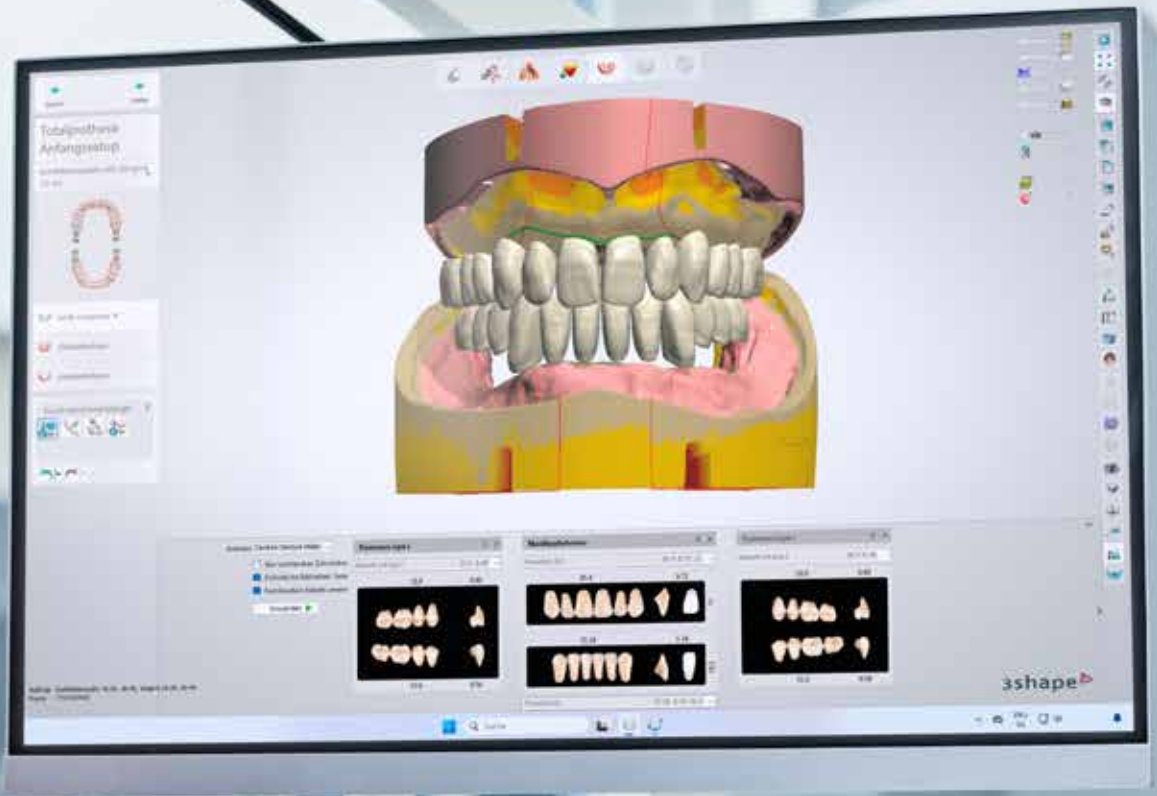
- > 87 tooth molds: a comprehensive selection of anterior and posterior teeth in all available sizes
- > 453 predefined set-up options of the angle class I
- > Set-ups in the common occlusal schemes of Gerber, physiological, Gysi, lingualized and TiF
- > Installation match in the multilayer structure of the TCR Multi disc

ORDERING DETAILS

Candolor Denture SmileLibrary + License with annual subscription

Art. no.	Product
767988	Candolor Denture SmileLibrary +

* The Candolor Denture SmileLibrary + is currently available in Germany, the Netherlands and Canada (Ontario, Nova Scotia, New Brunswick, Prince Edward Island, Newfoundland, Labrador & Quebec).



UCAN PRINT*

3D PRINTING MATERIALS FOR DENTAL TECHNOLOGY

The high-quality and reliable products cover almost all production steps for removable dentures and ensure precise results: they enable the printing of models, the production of functional trays, as well as the production of try-ins and denture bases.



* All UCAN Print products are currently available in the EU and USA.



UCAN PRINT TRAY
1000g | Light Pink

UCAN PRINT
1000g | A2

TRAY

RAY

UCA
PRIN

UCAN
PRINT

UCAN
PRINT

C

UCAN PRINT MODEL FOR MANUFACTURING OF DENTAL MODELS



UCAN Print Model is a 3D printing resin for the generative fabrication of dental models. It is characterized by high dimensional stability and the optimized look and feel for dental applications. Due to colorant and opacity the important features like margin lines are becoming perfectly visual.

Features

- > High dimensional stability
- > Optimized look and feel
- > Easily implementable in the digital workflow
- > Thermal stability

UCAN PRINT TRY-IN FOR MANUFACTURING OF FUNCTIONAL TRY-INS



UCAN Print Try-In is suitable as base material for functional try-in of digitally fabricated denture bases as well as for check bite registration and occlusion.

Features

- > High contrast
- > Biocompatibility
- > Increased impact strength
- > TPO-free

UCAN PRINT SPLINT FOR MANUFACTURING OF SPLINTS



UCAN Print Splint is a biomimetic 3D printing resin for the generative production of hard-elastic orthodontic splints. The material has a body temperature-induced thermo effect and thus ensures maximum wearing comfort in the mouth. It can also be used for manufacturing of mouthguards, nightguards, splints, repositioners and retainers.

Features

- > Hard flexible
- > Highest wearing comfort due to thermo effect

ORDERING DETAILS

UCAN Print Model 1 item

Art. no.	Quantity	Shade
768484	1000 g	Ivory

UCAN Print Try-In 1 item

Art. no.	Quantity	Shade
768485	1000 g	A2

UCAN Print Splint 1 item

Art. no.	Quantity	Shade
768486	1000 g	Transparent

All validated printer systems can be found on our website at candulor.com.

The technical specifications are included in the respective Instructions for Use.

UCAN PRINT TRAY FOR MANUFACTURING OF IMPRESSION TRAYS



UCAN Print Tray is a 3D printing resin for the additive manufacturing of customized impression trays. This material is distinguished by its high reactivity, which enables build styles with up to 300 μm Z-height, thus ensuring optimal efficiency in the laboratory.

Features

- > Approx. 50 % increased impact strength
- > High reactivity
- > Increased biocompatibility
- > No reprotoxic labelling
- > High safety
- > TPO-free

UCAN PRINT BASE FOR MANUFACTURING OF DENTURE BASES



UCAN Print Base is a specially developed 3D printing resin for fabricating denture bases using the additive method. It guarantees the low shrinkage (approx. < 1 %) compared to traditionally used PMMA-based materials a high accuracy of fit. In addition, the resin shows high-impact properties characterized by low viscosity.

Features

- > High accuracy of fit
- > High-impact material

ORDERING DETAILS

UCAN Print Tray 1 item

Art. no.	Quantity	Shade
768507	1000 g	Light Pink

UCAN Print Base 1 item

Art. no.	Quantity	Shade
768345	1000 g	Color 33 – Original Pink, not veined

All validated printer systems can be found on our website at candulor.com.

The technical specifications are included in the respective Instructions for Use.



UCAN MILL

MATERIALS FOR MILLED TOOTH ELEMENTS AND DENTURE BASES

UCAN Mill offers three different products in proven Candulor quality: the tooth-colored disks TCR Mono and TCR Multi as well as the gingiva-colored denture base disks XPLEX Base.





UCAN MILL TCR MONO FOR MILLED TOOTH SEGMENTS IN PROVEN QUALITY



Thickness: 20 mm
Diameter: 98.5 mm

Shade range

A1, A2, A3, A3.5, B1, B3, C2, D2, BL3

Feature

> Good abrasion and good plaque resistance

Types of restorations

> Full dentures
> Partial dentures
> Implant-supported dentures
> Tooth-supported dentures

TCR Mono is a tooth-colored, monochromatic stained disk for the CAD/CAM technology. The disks are made of TCR material (TwinCrossedResin), which has been available on the market for over 40 years. TCR material is a highly modified type of polymethyl methacrylate (PMMA) variant in which both the polymer and the matrix are evenly cross-linked.

ORDERING DETAILS

UCAN Mill TCR Mono 1 item

Art. no.	Shade
756197	BL3
756198	A1
756199	A2
756200	A3
756201	A3.5
756202	B1
756203	B3
756204	C2
756205	D2

UCAN Mill TCR Multi 1 item

Art. no.	Shade
756216	BL3
756217	A1
756218	A2
756219	A3
756220	A3.5
756221	B1
756222	B3
756223	C2
756224	D2

UCAN MILL TCR MULTI FOR MILLED TOOTH SEGMENTS WITH HIGH DEMANDS ON ESTHETICS



Thickness: 20 mm
Diameter: 98.5 mm

Shade range

A1, A2, A3, A3.5, B1, B3, C2, D2, BL3

Features

> Highly esthetic due to natural translucency
> Appealing surface design and harmonious color gradient

Types of restorations

> Full dentures
> Partial dentures
> Implant-supported dentures
> Tooth-supported dentures

TCR Multi is a multichromatic colored disk consisting of three layers. It features a harmonious color gradient to achieve a high level of esthetics in the individually milled tooth segments without subsequent characterization. With the tooth lines PhysioSet® TCR and PhysioSelect® TCR, which also consist of the proven TCR material, hybrid works can be created from a single material family.

UCAN MILL XPLEX BASE FOR MILLED DENTURE BASES IN HIGH-IMPACT QUALITY



XPLEX Base is a PMMA disk for fabricating denture bases for removable dentures using the abrasive manufacturing process. The disks are made of the proven XPLEX material, a high-impact modified PMMA with high-impact quality.

A denture fabricated with XPLEX Base can be repaired, extended and relined with a conventional cold-curing polymer (e.g. XPLEX Cold). Candolor teeth can be bonded with XPLEX Bond.

Thickness: 30 mm
Diameter: 98.5 mm

Shade range

- 1 Soft Pink – transparent, not veined
- 5 Pink – transparent, veined
- 34 Original Pink – semi-opaque, veined

Features

- > High-impact strength
- > Low plaque adhesion and discoloration

Types of restorations

- > Full dentures
- > Partial dentures
- > Implant-supported dentures
- > Tooth-supported dentures

ORDERING DETAILS

UCAN Mill XPLEX Base 1 item

Art. no.	Shade
756174	1
756175	5
756196	34

UCAN Bond XPLEX Bond 1 set

Art. no.	Product
756225	UCAN Bond XPLEX Bond incl. 10 × XPLEX Bond polymer (2.7 g) 10 × XPLEX Bond monomer (1.9 ml) 1 × XPLEX Bond Modelling Liquid (5 ml) 10 × Application syringes (1 ml) 10 × Cannulas (1.5 mm)

UCAN BOND XPLEX BOND BONDING MATERIAL



XPLEX Bond is a PMMA-based composite material for bonding resin-based teeth and segments into a prefabricated denture base.

The kit contains 10 pre-dosed monomer and polymer bottles to achieve an optimal mixture.

Feature

- > Self-curing

Applications

- > Connecting prefabricated teeth with a milled or printed base
- > Connecting milled teeth with a milled or printed base

TOOTHLINES DESIGNED TO CAPTURE PEOPLES' IMAGINATION

The CANDULOR tooth lines have always aimed at capturing peoples' imagination. Natural authenticity – with its exceptional esthetics, color stability and function – makes our tooth lines extremely versatile with every material.







PHYSIOSTAR® NFC+

THEIR SURFACE TEXTURE, LAYERING AND COLOR EFFECT MAKE THEM UNIQUE.

The NFC+ material impresses with its very good abrasion resistance, which is significantly higher than that of the tooth materials previously used by Candulor. The particularly abrasion-resistant NFC+ material was developed to counteract premature wear of teeth and the associated vertical loss of dimension.

Material


NFC+ is a composite based on a urethane dimethyl acrylate matrix (UDMA matrix) composed of various types and sizes of fillers as well as PMMA clusters. This results in very good physical material properties, such as abrasion resistance and shear strength.






Layering

Close attention to give a natural appearance has also been a feature of the layering and esthetics. The material is built-up in four layers, which guarantees colorfastness in the mouth and gives a particularly natural appearance.

NANOFILLED COMPOSITE

Composite material with a homogeneous distribution of inorganic fillers and PMMA clusters



-  UDMA matrix
-  Compressed silanized SiO₂
-  Silanized SiO₂ nanoparticles
-  PMMA clusters
-  Inorganically filled UDMA polymer

PHYSIOSELECT® TCR

A LARGE VARIETY OF YOUNG, AUTHENTIC MOLDS FOR THAT YOUTHFUL FEELING.

The highly cross-linked TCR material is noted for its material and resistance properties.

Material


TCR acrylic (TwinCrossedResin) is a highly modified type of polymethyl methacrylate (PMMA) variant in which both the polymer and the matrix are evenly cross-linked. This is done by again cross-linking the previously cross-linked polymer with the matrix in the production process. This ensures good abrasion resistance and resistance to plaque.



Layering

The PhysioSelect® TCR is a composition of slightly translucent incisal contours with diskreet mamelons and marginal ridge effects paired with a lively 4-fold layering and incisal light refraction. The surface structure gives the tooth a natural, youthful refraction of light.

TWINCROSSED RESIN

Highly cross-linked PMMA network with increased cross-linking of the polymer chains



-  Polymer chains
-  Increased cross-linking



PHYSIOSET® TCR

EXCEPTIONAL VARIETY OF TYPE-SPECIFIC TOOTH MOLDS AND A VERY SPECIAL SURFACE PROFILE.

The double cross-linked TCR material has good material and resistance properties.

Material

TCR acrylic (TwinCrossedResin) is a highly modified type of polymethyl methacrylate (PMMA) variant in which both the polymer and the matrix are cross-linked. This is done by producing highly cross-linked polymer in combination with cross-linked matrix. This ensures good abrasion resistance and resistance to plaque*.


Layering



The appearance is achieved by the multi-layer process, life-like layering and the natural surface profile. With its two shade systems and the combination with good material properties, the TCR tooth line is suitable for both full dentures as well as partial and combined dentures.

* Abrasion resistance, clinical study over 2 years; plaque resistance measured in the laboratory

TWINCROSSEDRESIN

Highly cross-linked PMMA network with cross-linking of the polymer chains



 Polymer chains
 Increased cross-linking

PREFERENCE® ACRYLIC

A COMBINATION OF NATURAL ESTHETICS AND HIGH USER-FRIENDLINESS.


The Preference® tooth line is a combination of natural esthetics and user-friendliness. The proven PMMA material allows good bonding to prosthetic materials. The teeth have been selected for universal use in partial, full and combination dentures.



Material

The available PMMA polymers on the market have significant differences in purity, enclosed porosities and contamination. Consistent grain size and molecular weight are also deciding factors in the production of teeth with good and consistent quality.

ACRYLIC

Proven PMMA network with less pronounced cross-linking of the polymer chains



 Polymer chains
 Sporadic cross-linking

PHYSIOSTAR® NFC+:
*Its surface texture,
 layering and color effect
 make it unique.*

Its material formula of NanoFilledComposite® (NFC+) makes the PhysioStar® NFC+ stand out from other CANDULOR tooth lines.



PHYSIOSTAR® NFC+



Perfection begins where a tooth line feels as natural for the patient as his/her own teeth. Color fastness, esthetics and shear strength – these are the strong points of PhysioStar® NFC+.

CONDYLOFORM® II NFC+



Prof. Dr. A. Gerber established the functional relationship between the shapes of the temporomandibular joints and the teeth and as a result, developed the Condyloform® tooth. The modern Condyloform II NFC+ offers anatomically good occlusion design with age-adapted morphological and natural occlusal proportions and functional areas. The mortar-pestle principle according to Prof. Dr. A. Gerber was also integrated into the masticatory surfaces. This results in autonomous chewing stability as the palatal cusp of the maxillary teeth engages into the opposing central fossa of the mandibular tooth.

BONARTIC® II NFC+



The occlusion morphology of the lower posterior teeth stands in relation to the condyle path. The inclination of the occlusal plane (Spee, Wilson) can be arranged individually and reliably with the Bonartic® II NFC+. It is the most important stabilizing element for every prosthetic restoration. The teeth were optimized in terms of a natural tooth to two-tooth relationship.

WORKING TOOTH MOLD GUIDE WITH ANTERIOR AND POSTERIOR TOOTH MOLDS



The aluminum »working tooth mold guide« is composed of 15 maxillary and 5 mandibular sets as well as the two occlusion concepts Condyliform® II NFC+ and Bonartic® II NFC+. The guide serves to help select molds for the individual assessment and design of dentures in daily routine.

ORDERING DETAILS

PHYSIOSTAR® NFC+

Product

PHYSIOSTAR® NFC+
Anterior teeth
CONDYLOFORM® II NFC+
Posterior teeth
BONARTIC® II NFC+
Posterior teeth

SHADE RANGE

12 CANDULOR shades: J0, J1, J2, J3, M1, M2, M3, M4, M5, S1, S2, S3

16 A – D shades: A1, A2, A3, A3.5, A4, B1, B2, B3, B4, C1, C2, C3, C4, D2, D3, D4

2 Bleach shades: BL2, BL4

Teeth can only be supplied as complete sets!

Please note: when ordering the teeth, please state the mold, shade and material.

Working tooth mold guide

PHYSIOSTAR® NFC+ 1 item

Art. no.	Product
664547	PHYSIOSTAR® NFC+ A1
664548	PHYSIOSTAR® NFC+ A2
681801	PHYSIOSTAR® NFC+ A3
681802	PHYSIOSTAR® NFC+ A3.5
681803	PHYSIOSTAR® NFC+ M1
681804	PHYSIOSTAR® NFC+ M2

PHYSIOSTAR® NFC+
15 upper and 5 lower anterior tooth molds
CONDYLOFORM® II NFC+
1 upper and 1 lower posterior tooth mold
BONARTIC® II NFC+
1 upper and 1 lower posterior tooth mold
PHYSIOSTAR® NFC+
1 Tooth mold guide (paper)

PHYSIOSTAR® NFC+ A – D SHADES SHADE GUIDE



The 16 A – D shades and the 2 Bleach shades BL2 and BL4 can be determined with the PhysioStar® NFC+ A – D shade guide.

The PhysioStar® NFC+ A – D Shades shade guide serves to determine the shade of:

- > PhysioStar® NFC+ anteriors
- > Condyloform® II NFC+ posteriors
- > Bonartic® II NFC+ posteriors

PHYSIOSTAR® NFC+ CANDULOR SHADES SHADE GUIDE



The 12 CANDULOR shades can be determined with the PhysioStar® NFC+ CANDULOR shade guide. The shade tabs are made of NFC+ material and are color-matched to the NFC+ tooth line.

The PhysioStar® NFC+ CANDULOR Shades shade guide serves to determine the shade of:

- > PhysioStar® NFC+ anteriors
- > Condyloform® II NFC+ posteriors
- > Bonartic® II NFC+ posteriors

ORDERING DETAILS

PHYSIOSTAR® NFC+ A – D Shades

Shade guide 1 item

Art. no.	Product
661483	PHYSIOSTAR® NFC+ A – D Shades Shade guide

PHYSIOSTAR® NFC+ CANDULOR

Shades

Shade guide 1 item

Art. no.	Product
641152	PHYSIOSTAR® NFC+ CANDULOR Shades Shade guide

PHYSIOSTAR® NFC+ Tooth mold guide with articulation table (free of charge)

1 item

Art. no.	Product
662564	PHYSIOSTAR® NFC+ Tooth mold guide with articulation table (free of charge)

PHYSIOSTAR® NFC+ (NANOFILLED COMPOSITE+) TOOTH MOLD GUIDE WITH ARTICULATION TABLE

ARTICULATION TABLE

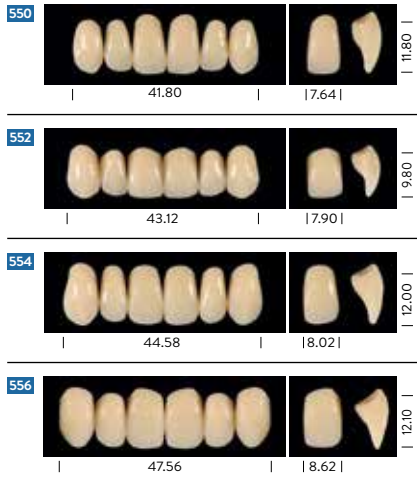
PHYSIOSTAR® NFC+		CONDYLOFORM® II NFC+	BONARTIC® II NFC+	PHYSIOSTAR® NFC+		CONDYLOFORM® II NFC+	BONARTIC® II NFC+
UPPER JAW ANTERIORS	LOWER JAW ANTERIORS	UPPER AND LOWER JAW POSTERIORS	UPPER AND LOWER JAW POSTERIORS	UPPER JAW ANTERIORS	LOWER JAW ANTERIORS	UPPER AND LOWER JAW POSTERIORS	UPPER AND LOWER JAW POSTERIORS
DELICATE				VIGOROUS			
550	992 996*	34	02	770	992 994*	34	02
552	990 992*	34	02	772	992 994*	36 38	04 06
554	992 996*	34 36	02 04	774	996 998*	36 38	04 06
556	996 998*	34 38	04 06	776	996 998*	36 38	04 06
UNIVERSAL				INDIVIDUAL			
660	990 992*	34 36	02 04	880	992 994*	36	04
662	992 994*	34 36	02 04	882	994 996*	36 38	04 06
664	992 994*	34 36	02 04	884	994 998*	38	06
666	996 998*	36 38	04 06				

* These molds are suitable for the Gerber set-up technique (Condyloform® II NFC+).

TOOTH MOLDS

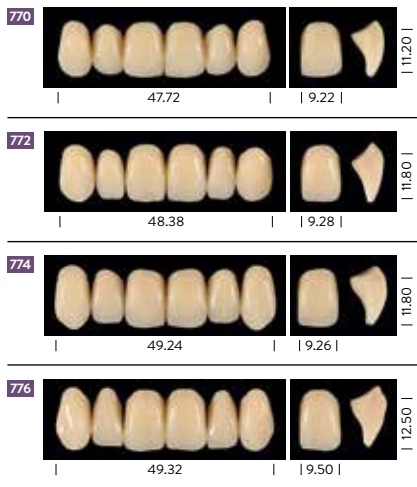
PHYSIOSTAR® NFC+
UPPER JAW ANTERIORS

DELICATE

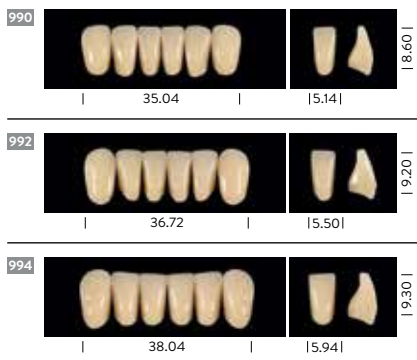


UPPER JAW ANTERIORS

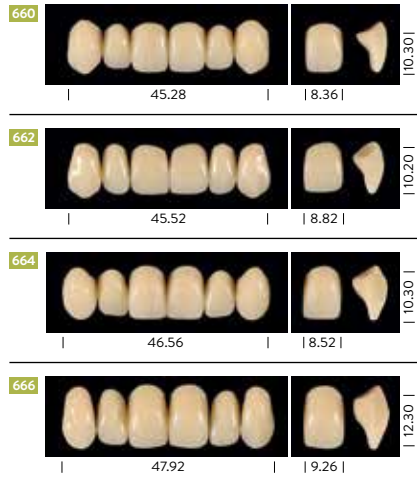
VIGOROUS



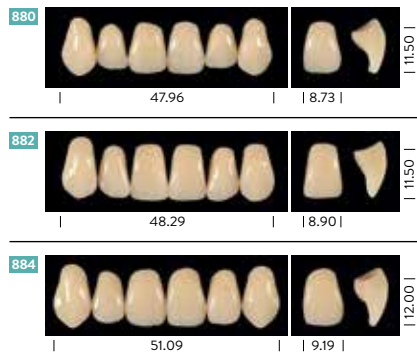
LOWER JAW ANTERIORS



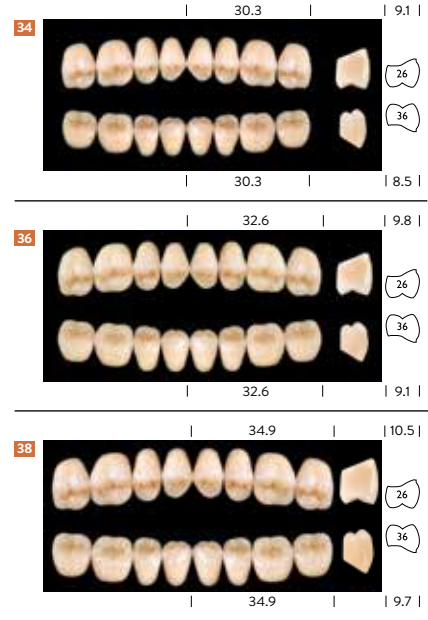
UNIVERSAL



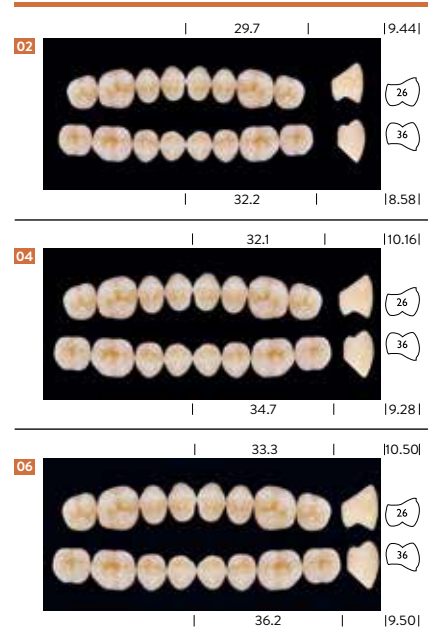
INDIVIDUAL



CONDYLOFORM® II NFC+
UPPER AND LOWER JAW POSTERIORS



BONARTIC® II NFC+
UPPER AND LOWER JAW POSTERIORS



PHYSIOSELECT® TCR:
A large variety of
young, authentic molds
for that new feeling.

The fresh, youthful design of the PhysioSelect® TCR was developed from the origin of proven tooth molds. The teeth, which are designed in Switzerland, are made of the reliable TwinCrossedResin material.



PHYSIOSELECT® TCR



The PhysioSelect® TCR is a composition of slightly translucent incisal contours with diskreet mamelons and translucent marginal ridge effects paired with a lively 4-fold layering and incisal light refraction.

A fine microstructure with horizontal growth grooves, plus a striking macrostructure with vertical ridges, grooves and fine openings gives the tooth a naturally youthful refraction.

BONSELECT TCR®



The new posterior BonSelect TCR® tooth was created to match the PhysioSelect® TCR – a posterior tooth with an occlusion concept that can be used multifunctionally for the most common setup systems.

Whether tooth-to-tooth or tooth-to-two-tooth, the BonSelect TCR® has a bifunctional tooth geometry that makes both setup systems possible. Simplified centric determination through defined contact points leads to an easily adjustable occlusion.

ORDERING DETAILS

PHYSIOSELECT® TCR

Product

PHYSIOSELECT® TCR
Anterior teeth
BONSELECT TCR®
Posterior teeth

SHADE RANGE

16 A – D shades: A1, A2, A3, A3.5, A4, B1, B2, B3, B4, C1, C2, C3, C4, D2, D3, D4

2 Bleach shades: BL2, BL4

Teeth can only be supplied as complete sets!

Please note: when ordering the teeth, please state the mold, shade and material.

WORKING TOOTH MOLD GUIDE WITH ANTERIOR AND POSTERIOR TOOTH MOLDS



The aluminum »working tooth mold guide« is composed of 18 maxillary and 4 mandibular sets as well as the multifunctional occlusion concept BonSelect TCR®. The guide serves to help select molds for the individual assessment and design of prosthetics in daily routine.

PHYSIOSELECT® TCR SHADE GUIDE



The 16 A - D and 2 bleach shades BL2 and BL4 can be selected with the PhysioSelect® TCR shade guide. The shade tabs are made of original TCR material which ensures shade conformity with the tooth sets.

The PhysioSelect® TCR shade guide is used to determine the shade of:

- > PhysioSelect® TCR anteriors
- > BonSelect TCR® posteriors

ORDERING DETAILS

Working tooth mold guide **PHYSIOSELECT® TCR** 1 item

Art. no.	Product
701749	PHYSIOSELECT® TCR A2
701871	PHYSIOSELECT® TCR A3

PHYSIOSELECT® TCR
18 upper and 4 lower anterior tooth molds
BONSELECT TCR®
2 upper and 2 lower posterior tooth molds
PHYSIOSELECT® TCR
1 Tooth mold guide (paper)

PHYSIOSELECT® TCR Shade guide 1 item

Art. no.	Product
702880	PHYSIOSELECT® TCR Shade guide

PHYSIOSELECT® TCR Tooth mold guide with articulation table (free of charge) 1 item

Art. no.	Product
701880	PHYSIOSELECT® TCR Tooth mold guide with articulation table (free of charge)

PHYSIOSELECT® TCR (TWINCROSSEDRESIN)

TOOTH MOLD GUIDE WITH ARTICULATION TABLE

ARTICULATION TABLE

PHYSIOSELECT® TCR		BONSELECT TCR®	BONARTIC® TCR	PHYSIOSELECT® TCR		BONSELECT TCR®	BONARTIC® TCR
UPPER JAW ANTERIORS	LOWER JAW ANTERIORS	UPPER AND LOWER JAW POSTERIOR	UPPER AND LOWER JAW POSTERIOR	UPPER JAW ANTERIORS	LOWER JAW ANTERIORS	UPPER AND LOWER JAW POSTERIOR	UPPER AND LOWER JAW POSTERIOR
DELICATE				VIGOROUS			
560	62 64	04 06	04 06	780	60	04	04
562	66	04 06	04 06	782	62 64	06 08	06 08
564	60	02 04	02 04	784	60	02 04	02 05
566	62 64	04 06	04 06	786	62 64	04	04
UNIVERSAL				788	66	04 06	04 06
670	62 64	04 06	04 06	790	62 64	06 08	06 08
672	62 64	04 06	04 06	792	66	06 08	06 08
674	66	06 08	06 08				
676	62 64	06 08	06 08				
678	66	06 08	06 08				
680	60	02 04	02 05				
682	62 64	04	04 05				

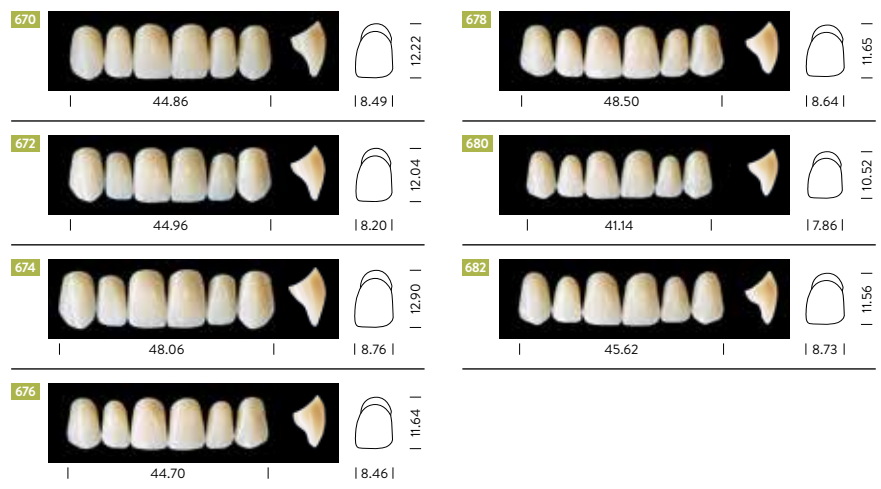
TOOTH MOLDS

PHYSIOSELECT® TCR UPPER JAW ANTERIORS

DELICATE



UNIVERSAL

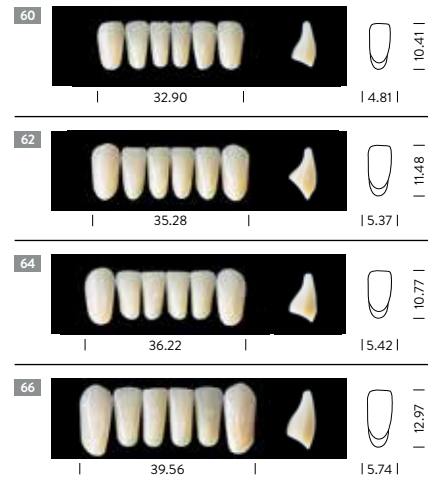


UPPER JAW ANTERIORS

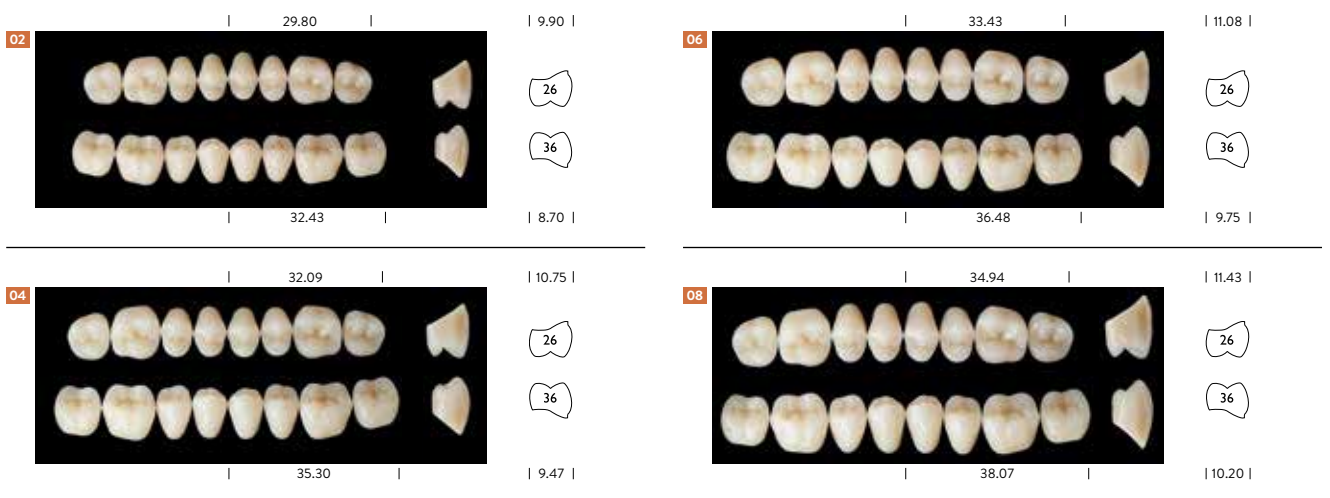
VIGOROUS



LOWER JAW ANTERIORS



BONSELECT TCR®
UPPER AND LOWER JAW POSTERIORS

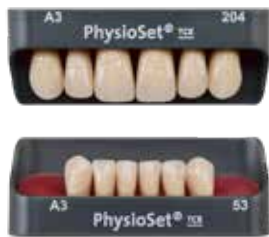


PHYSIOSET® TCR:
*Exceptional variety of
 type-specific tooth
 molds and a special
 surface profile.*

Resin does not necessarily equal resin. As proven by CANDULOR with the TCR tooth line. The variety of molds results in a balanced assortment of type-specific tooth molds. The double cross-linked TCR (TwinCrossedResin) material has good material and resistance properties.



PHYSIOSET® TCR



The appearance is achieved by the multi-layer process, life-like layering and the natural surface profile. With its two shade systems and the combination with good material properties, the TCR tooth line is suitable for both full dentures as well as partial and combined dentures.

**PHYSIOSET® TCR
 X-SHAPES****



The PhysioSet® TCR tooth line has been complemented with 18 new X-shapes made of the resistant TwinCrossedResin material which is plaque and abrasion resistant*.

BONARTIC® TCR



The Bonartic® TCR combines the physiological laws of nature and the esthetic-morphological demands into a good looking denture tooth.

- > Tooth to two-tooth relationship
- > ABC contacts – functional/
balance-sided/centric

* Abrasion resistance, clinical study over 2 years; plaque resistance measured in the laboratory

** These products are only available in North America.

WORKING TOOTH MOLD GUIDE WITH ANTERIOR AND POSTERIOR TOOTH MOLDS



The aluminum »working tooth mold guide« is composed of 22 maxillary and 8 mandibular sets as well as the occlusion concept Bonartic® TCR. The guide serves to help select molds for the individual assessment and design of dentures in daily routine.

PHYSIOSET® TCR SHADE GUIDE



The PhysioSet® TCR shade guide combines two shade systems. The most popular shades – 9 CANDULOR and 11 A – D shades – can be determined. The shade tabs are made of original TCR material which ensures shade conformity with the tooth sets.

The PhysioSet® TCR shade guide serves to determine the shade of:

- > PhysioSet® TCR anteriors
- > Bonartic® TCR posteriors

ORDERING DETAILS

PHYSIOSET® TCR

Product

PHYSIOSET® TCR
Anterior teeth
BONARTIC® TCR
Posterior teeth
PHYSIOSET® TCR X-SHAPES**
Anterior teeth

SHADE RANGE

9 CANDULOR shades: J1, J2, J3, M1, M2, M3, M4, S1, S2

16 A – D shades: A1, A2, A3, A3.5, A4, B1, B2, B3, B4, C1, C2, C3, C4, D2, D3, D4

2 Bleach shades: BL2, BL4

The X-shapes are only available in 16 A-D shades and 2 Bleach shades.**

Teeth can only be supplied as complete sets!

Please note: when ordering the teeth, please state the mold, shade and material.

Working tooth mold guide

PHYSIOSET® TCR 1 item

Art. no.	Product
662357	PHYSIOSET® TCR A1
681796	PHYSIOSET® TCR A2
681797	PHYSIOSET® TCR A3
681798	PHYSIOSET® TCR A3.5
681799	PHYSIOSET® TCR J1
681800	PHYSIOSET® TCR J2

PHYSIOSET® TCR
22 upper and 8 lower anterior tooth molds
BONARTIC® TCR
1 upper and 1 lower posterior tooth mold
PHYSIOSET® TCR
1 Tooth mold guide (paper)

PHYSIOSET® TCR Shade guide 1 item

Art. no.	Product
555342	PHYSIOSET® TCR Shade guide

PHYSIOSET® TCR Tooth mold guide with articulation table (free of charge)

1 item

Art. no.	Product
662567	PHYSIOSET® TCR
758987	PHYSIOSET® TCR NORTH AMERICA** Tooth mold guide with articulation table (free of charge)

PHYSIOSET® TCR (TWINCROSSEDRESIN)

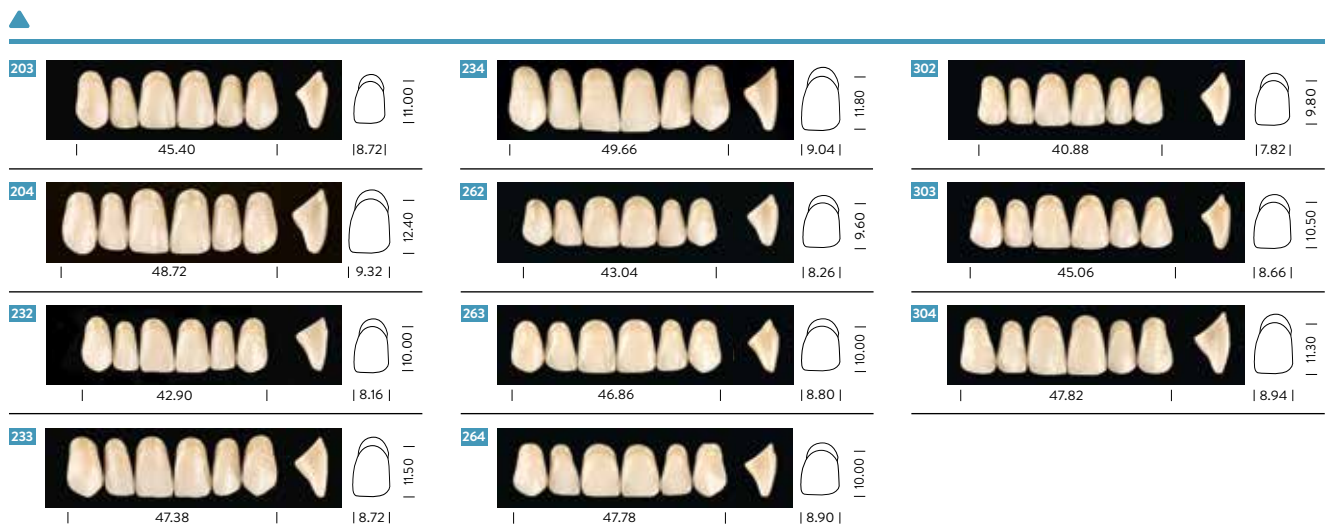
TOOTH MOLD GUIDE WITH ARTICULATION TABLE

ARTICULATION TABLE

PHYSIOSET® TCR		BONARTIC® TCR	CONDYLOFORM® II NFC+	PHYSIOSET® TCR		BONARTIC® TCR	CONDYLOFORM® II NFC+
UPPER JAW ANTERIORS	LOWER JAW ANTERIORS	UPPER AND LOWER JAW POSTERIORS	UPPER AND LOWER JAW POSTERIORS	UPPER JAW ANTERIORS	LOWER JAW ANTERIORS	UPPER AND LOWER JAW POSTERIORS	UPPER AND LOWER JAW POSTERIORS
▲				●			
203	82	04 06	36 38	332	80 82	02 05	34
204	83 84	04 06	36 38	333	53 82	04 06	34 36
232	81	04	34	342	52	02 05	34 36
233	82 83	06 08	36 38	343	53	04 05	34 36
234	83	06 08	38	353	53 83	04 06	36 38
262	52	02 05	34	452	53 82	04 06	36 38
263	53	04 05	34 36				
264	53 54	04 06	34 36	213	54 84	06 08	38
302	80 81	02 05	34	224	83	06 08	38
303	81 82	06 08	36 38	423	81 82	02 05	34 36
304	82 83	06 08	36 38	424	82	04 06	36 38
				425	81 83	06 08	36 38

TOOTH MOLDS

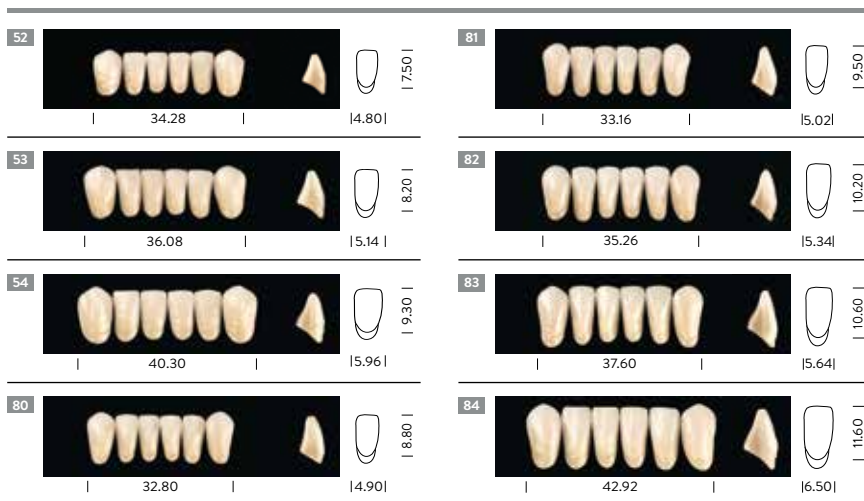
PHYSIOSET® TCR UPPER JAW ANTERIORS



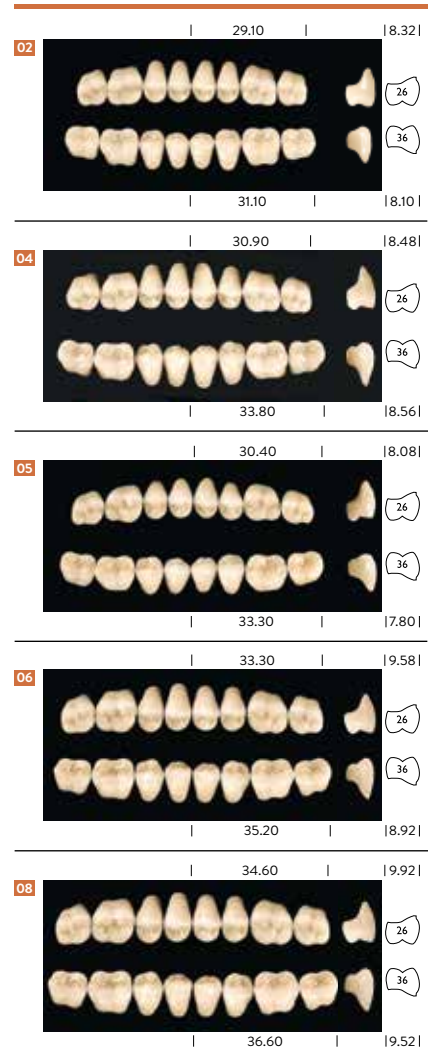
PHYSIOSET® TCR
UPPER JAW ANTERIORS



LOWER JAW ANTERIORS






BONARTIC® TCR
UPPER AND LOWER JAW POSTERIORS



PHYSIOSET® TCR X-SHAPES* TOOTH MOLD GUIDE WITH ARTICULATION TABLE

ARTICULATION TABLE

PHYSIOSET® TCR		BONARTIC® TCR	CONDYLOFORM® II NFC+
UPPER JAW ANTERIORS	LOWER JAW ANTERIORS	UPPER AND LOWER JAW POSTERIOR	UPPER AND LOWER JAW POSTERIOR
			
X102	80 81	04	34
X103	80 81	04	34
X107	82 53	04	34 36
X108	82 53	06	36 38
X110	54 83	06 08	38
X114	80 81	05	34 36
X115	52 80	05	34
X117	81 82	04 06	34 36

PHYSIOSET® TCR		BONARTIC® TCR	CONDYLOFORM® II NFC+
UPPER JAW ANTERIORS	LOWER JAW ANTERIORS	UPPER AND LOWER JAW POSTERIOR	UPPER AND LOWER JAW POSTERIOR
			
X101	52 81	05	34
X111	83	06 08	38
X116	53 82	04 06	34 36
			
X104	53	04 06	36 38
X105	81 82	06	36 38
X106	81 82	06	36 38
X109	53 54	06	36 38
X112	83	06 08	38
X113	80 81	04 05	34 38
X118	54 84	06 08	38

* These products are only available in North America.

TOOTH MOLDS

PHYSIOSET® TCR X-SHAPES
UPPER JAW ANTERIORS



PREFERENCE® Acrylic:
The combination of
natural esthetics and
high user-friendliness.

The proven PMMA material allows good bonding to prosthetic materials. The teeth have been selected for universal use in partial, full and combination dentures.



PREFERENCE® ACRYLIC ANTERIORS



The naturalness of the teeth is created by the three-layered, authentic shade design. The diversity in shapes enables that you can choose the appropriate tooth for your patient.

PREFERENCE® ACRYLIC POSTERIOURS



The posterior teeth are easy to position owing to their defined centricity. Due to the functionally designed occlusion surface, these can be used multi-functionally for the most common set-up philosophies.

ORDERING DETAILS

PREFERENCE® Acrylic

Product

PREFERENCE® Acrylic
Anterior teeth
PREFERENCE® Acrylic
Posterior teeth

SHADE RANGE

16 A – D shades: A1, A2, A3, A3.5, A4, B1, B2, B3, B4, C1, C2, C3, C4, D2, D3, D4

2 Bleach shades: BL2, BL4

Teeth can only be supplied as complete sets!

Please note: when ordering the teeth, please state the mold, shade and material.

WORKING TOOTH MOLD GUIDE WITH ANTERIOR AND POSTERIOR TOOTH MOLDS



The aluminum »working tooth mold guide« is composed of 15 maxillary and 5 mandibular sets as well as a Preference® Acrylic maxillary and mandibular posterior mold each. The guide serves to help select molds for the individual assessment and design of dentures in daily routine.

PREFERENCE® ACRYLIC SHADE GUIDE



The Preference® Acrylic shade guide serves the selection of all 18 tooth shades of the Preference® Acrylic tooth line. You can now determine the tooth shade which matches your patient best individually from the 16 A – D shades. The integration of the two Bleach shades BL2 and BL4 extends the shade spectrum for the selection of very bright tooth shades depending on the wishes of your patients.

The Preference® Acrylic shade guide serves to determine the shade of:

- > Preference® Acrylic anteriors
- > Preference® Acrylic posteriors

ORDERING DETAILS

Working tooth mold guide **PREFERENCE® Acrylic 1 item**

Art. no.	Product
662361	PREFERENCE® Acrylic A1
681805	PREFERENCE® Acrylic A2
681806	PREFERENCE® Acrylic A3
681807	PREFERENCE® Acrylic A3.5

PREFERENCE® Acrylic
15 upper and 5 lower anterior tooth molds
PREFERENCE® Acrylic
1 upper and 1 lower posterior tooth mold
PREFERENCE® Acrylic
1 Tooth mold guide (paper)

PREFERENCE® Acrylic Shade guide **1 item**

Art. no.	Product
636869	PREFERENCE® Acrylic Shade guide


PREFERENCE® Acrylic Tooth mold guide **with articulation table (free of charge)** **1 item**



Art. no.	Product
662566	PREFERENCE® Acrylic Tooth mold guide with articulation table (free of charge)

PREFERENCE®

TOOTH MOLD GUIDE WITH ARTICULATION TABLE

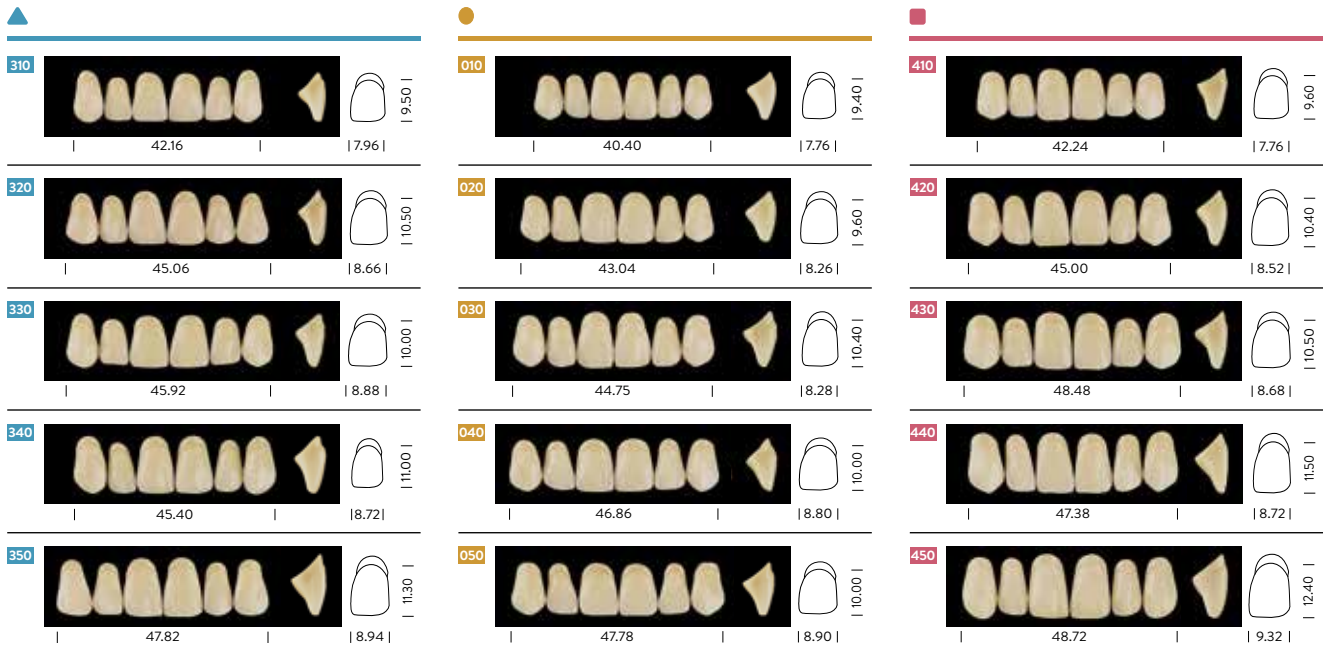
ARTICULATION TABLE

PREFERENCE®		PREFERENCE®
UPPER JAW ANTERIORS	LOWER JAW ANTERIORS	UPPER AND LOWER JAW POSTERIORS
		
310	130 140	800
320	150	840 880
330	110 150	840
340	140 150	840 880
350	150 160	840 880

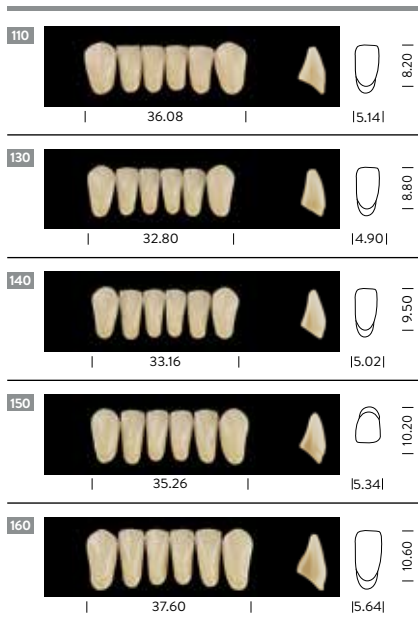
PREFERENCE®		PREFERENCE®
UPPER JAW ANTERIORS	LOWER JAW ANTERIORS	UPPER AND LOWER JAW POSTERIORS
		
010	130	800
020	130	800
030	150	840 880
040	110 150	840
050	110 150	840 880
		
410	140	800
420	150	840 880
430	160	880
440	140 150	880
450	160	880

TOOTH MOLDS

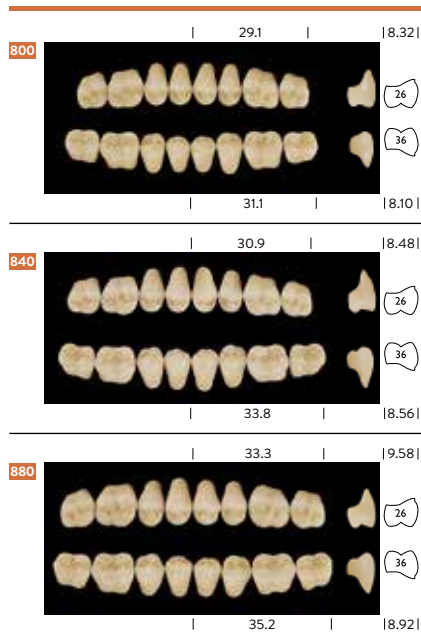
PREFERENCE®
UPPER JAW ANTERIORS




LOWER JAW ANTERIORS



UPPER AND LOWER JAW POSTERIORS



PLEXIGLASS TOOTH CABINET FOUR DRAWERS



A space can always be found for this handy 4-drawer tooth cabinet made of plexiglass. With 2 inserts each for 33 anterior sets of teeth and 2 inserts each for 22 posterior sets of teeth, this storage unit ensures that 110 sets of teeth are always within easy reach.

C-BOX TOOTH CABINET FOUR DRAWERS



The C-Box design consists resistant powder-coated aluminum. The tooth cabinet with its 4 sturdy drawers provides space for up to 220 sets of teeth and can be stacked. The plastic inserts allow optimal presentation of the tooth sets so that the right set is always within easy reach. The label slots make it easy to label the handles. Clarity and functionality thus simplify finding the right set of teeth as well as the managing of tooth stocks.

ORDERING DETAILS

Plexiglass tooth cabinet 1 item

Art. no.	Product
681813	Plexiglass tooth cabinet with 4 drawers 31 × 23 × 9.5 cm (L/W/H)
590501	Inserts, transparent, for anterior sets (max. 33)
664546	Inserts, transparent, for PHYSIOSTAR® NFC+ / PHYSIOSELECT® TCR anterior sets (max. 27)
590502	Inserts, transparent, for posterior sets (max. 22)

C-Box tooth cabinet 1 item

Art. no.	Product
681814	C-Box tooth cabinet with 4 drawers 11 × 7.5 × 40 cm (H/W/D)
590501	Inserts, transparent, for anterior sets (max. 33)
664546	Inserts, transparent, for PHYSIOSTAR® NFC+ / PHYSIOSELECT® TCR anterior sets (max. 27)
590502	Inserts, transparent, for posterior sets (max. 22)

TOOTH CABINET SIX DRAWERS



The silver-colored sturdy metal housing makes for an attractive design in combination with the 6 red plastic drawers. The tooth cabinet is supplied with 3 inserts each for 90 anterior sets of teeth and 3 inserts each for 60 posterior sets of teeth, thus providing storage for 450 sets of teeth.

ORDERING DETAILS

Tooth cabinet 1 item

Art. no.	Product
681812	Tooth cabinet with 6 drawers 43 × 44 × 15 cm (L/W/H)
541651	Inserts, white, for anterior sets (max. 90)
541652	Inserts, white, for posterior sets (max. 60)



RESINS FOR DENTURES THE MATERIAL DENTURES ARE MADE FROM

Every person has his/her very own natural gingiva. To replicate this as realistically as possible, our path led from transparent resins to specific semi-opaque pigmentation of the CANDULOR denture materials which refract and reflect incident light, thus making artificial gums appear in natural pink tones.

When artificial appearance cannot be distinguished from natural appearance, that is when we have achieved our goal. A broad range of shades with numerous hues gives us the opportunity of creating perfect customized mixtures for every customer.





XPLEX

SELF/HOT-CURING HIGH IMPACT DENTURE BASE MATERIAL



XPLEX – the high-impact polymer for dual use. Developed to cover the different processes and needs in the laboratory. The polymer is suitable for cold and hot polymerization. Whether packing, pressing or pouring: the choice of HOT or COLD processing is governed by the respective HOT or COLD monomer component.

To make individual characterization even simpler and quicker, the premixed colors were developed in three shades. For naturalness, shade 53 should be used for the marginal gingiva, shade 55 for the fixed gingiva and shade 57 for the alveolar mucosa.

Features

- > High impact strength
- > Good flow and modeling properties
- > Good bond to denture teeth
- > Good grinding and polishing properties
- > Esthetic appearance
- > Low adhesion of plaque and low tendency to diskoloration
- > Easy dosing

Descriptions

- > Complete denture prosthetics
- > Partial denture prosthetics
- > Implant prosthetics
- > Repairs to XPLEX HOT can be performed with XPLEX COLD

ORDERING DETAILS

XPLEX: HOT/COLD polymer (powder)

1 item

Art. no.	Quantity	Shade
710848	100 g	34
710849	100 g	53
710850	100 g	55
710851	100 g	57
710854	500 g	1
710900	500 g	5
710902	500 g	34

XPLEX: COLD monomer (liquid) 1 item

Art. no.	Quantity
709543	150 ml
709544	500 ml

XPLEX: HOT monomer (liquid) 1 item

Art. no.	Quantity
710657	150 ml
710658	500 ml

Customizing colors

- 53 Whitish Pink – opaque, not veined
- 55 Reddish Pink – opaque, not veined
- 57 Brownish Purple Pink – opaque, not veined

XPLEX HOT/COLD POLYMER PACK OF 6



We offer a package of 6 × 500 g HOT/COLD polymer.

ORDERING DETAILS

XPLEX: HOT/COLD polymer (powder) 1 pack

Art. no.	Quantity	Shade
710913	6 × 500 g	5
710916	6 × 500 g	34

XPLEX Shade guide 1 item

Art. no.	Product
740588	XPLEX Shade guide

XPLEX SHADE GUIDE



Shade range

- 1 Soft Pink – transparent, not veined
- 5 Pink – transparent, veined
- 34 Original Pink – semi-opaque, veined
- 53 Whitish Pink – opaque, not veined
- 55 Reddish Pink – opaque, not veined
- 57 Brownish Purple Pink – opaque, not veined

AESTHETIC BLUE SELF-CURING DENTURE BASE MATERIAL



Self-curing AESTHETIC BLUE excels in particular through its good flow and modelling properties. This assures simple processing by both the cast and packing technique, even in case of two or more saddles. Different opaque shades, pink transparent and clear are available.

To make individual characterization even simpler and quicker, the premixed colors were developed in three shades. For naturalness, shade 53 should be used for the marginal gingiva, shade 55 for the fixed gingiva and shade 57 for the alveolar mucosa.

Features

- > Semi-opaque pigmentation
- > Good flow characteristics
- > Good fit
- > Shape and color stability
- > Physiological colors

AESTHETIC BLUE SHADE GUIDE

Shade range

- 0 Clear
- 1 Soft Pink – transparent, not veined
- 3 Natural Pink – semi-opaque, veined
- 5 Pink – transparent, veined
- 34 Original Pink – semi-opaque, veined



ORDERING DETAILS

AESTHETIC BLUE: polymer (powder)

1 item

Art. no.	Quantity	Shade
672697	100 g	34
672698	100 g	53
672699	100 g	55
672700	100 g	57
672701	500 g	0
672702	500 g	1
672703	500 g	3
672704	500 g	5
672705	500 g	34

AESTHETIC BLUE: monomer (liquid)

1 item

Art. no.	Quantity
674265	150 ml
674266	500 ml

AESTHETIC BLUE and RED Shade guide

1 item

Art. no.	Product
681022	AESTHETIC BLUE and RED Shade guide

Customizing colors

- 53 Whitish Pink – opaque, not veined
- 55 Reddish Pink – opaque, not veined
- 57 Brownish Purple Pink – opaque, not veined

AESTHETIC RED HEAT-CURING DENTURE BASE MATERIAL



RED – the AESTHETIC heat-curing polymer displays the entire spectrum of the harmonious CANDULOR color system. This gives the option of recreating the natural perfection of the gingiva. Different opaque shades, pink transparent and clear are available. Processing, shape and color stability are standard for heat-curing denture base materials.

To make individual characterization even simpler and quicker, the premixed colors were developed in three shades. For naturalness, shade 53 should be used for the marginal gingiva, shade 55 for the fixed gingiva and shade 57 for the alveolar mucosa.

Features

- > High accuracy of fit
- > Physiological colors
- > Low residual monomer content
- > Wide range of polymerization variants
- > Color stability
- > Simple handling
- > Semi-opaque pigmentation

ORDERING DETAILS

AESTHETIC RED: polymer (powder)

1 item

Art. no.	Quantity	Shade
672710	100 g	34
672711	100 g	53
672712	100 g	55
672713	100 g	57
672714	500 g	0
672715	500 g	1
672716	500 g	3
672717	500 g	5
672718	500 g	34

AESTHETIC RED: monomer (liquid)

1 item

Art. no.	Quantity
674267	150 ml
674268	500 ml

AESTHETIC BLUE and RED Shade guide

1 item

Art. no.	Product
681022	AESTHETIC BLUE and RED Shade guide

Customizing colors

- 53 Whitish Pink – opaque, not veined
- 55 Reddish Pink – opaque, not veined
- 57 Brownish Purple Pink – opaque, not veined

AESTHETIC RED SHADE GUIDE

Shade range

- 0 Clear
- 1 Soft Pink – transparent, not veined
- 3 Natural Pink – semi-opaque, veined
- 5 Pink – transparent, veined
- 34 Original Pink – semi-opaque, veined



AUTOPLAST SELF-CURING DENTURE BASE MATERIAL



Let it flow

AUTOPLAST was developed specially for the overcast and flask technique. This self-curing polymer is distinguished by its good flow properties.

Modelling made easy

The flow phase was set at about 3 minutes. After a transient phase of 5 to 6 minutes, the material can be modeled for a further 3 minutes. This means that several saddles can be worked easily and correctly with the casting method.

Features

- > Simple handling
- > Good flow and modelling properties
- > Long working time

AUTOPLAST SHADE GUIDE

Shade range

- 5 Pink – transparent, veined
- 6 Pink – transparent, not veined
- 34 Original Pink – semi-opaque, veined



ORDERING DETAILS

AUTOPLAST: polymer (powder) 1 item

Art. no.	Quantity	Shade
672726	500 g	5
672727	500 g	6
672728	500 g	34

AUTOPLAST: monomer (liquid)

1 item

Art. no.	Quantity
674270	500 ml

AUTOPLAST and BASEPLAST

Shade guide 1 item

Art. no.	Product
681074	AUTOPLAST and BASEPLAST Shade guide

BASEPLAST

HEAT-CURING DENTURE BASE MATERIAL



ORDERING DETAILS

BASEPLAST: polymer (powder) 1 item

Art. no.	Quantity	Shade
672729	500 g	5
672730	500 g	6
672731	500 g	34

BASEPLAST: monomer (liquid)

1 item

Art. no.	Quantity
674271	500 ml

AUTOPLAST and BASEPLAST

Shade guide 1 item

Art. no.	Product
681074	AUTOPLAST and BASEPLAST Shade guide

Simply uncomplicated

The heat-curing polymer BASEPLAST was developed to provide an easy and uncomplicated processing option. Particularly noteworthy is the short swelling time and the adequate working time. The swelled dough does not stick and offers good pressing behavior.

Features

- > Good fit
- > Natural shade effect
- > Color stability
- > Simple handling
- > Low residual monomer content

BASEPLAST

SHADE GUIDE

Shade range

- 5 Pink – transparent, veined
- 6 Pink – transparent, not veined
- 34 Original Pink – semi-opaque, veined



AESTHETIC COLOR SET EASY MINI STARTER SOLUTION



Whether HOT or COLD, this compact starter solution with three ready-mixed shades – analog to the AESTHETIC Color Wax range – allows the dental technician to easily, and above all quickly, produce individual pigmentation of the gingiva.

Applications

- > Time-savings through premixed colors
- > Matches CANDULOR AESTHETIC denture materials
- > Characterization pattern

AESTHETIC COLOR SET EASY SHADE GUIDE



Shade range

- 34 Original Pink – semi-opaque, veined
- 53 Whitish Pink – opaque, not veined
- 55 Reddish Pink – opaque, not veined
- 57 Brownish Purple Pink – opaque, not veined

ORDERING DETAILS

AESTHETIC Color Set Easy Mini 1 set

Art. no.	Product
676792	3 × 100 g AESTHETIC BLUE Polymer (shades 53, 55, 57), 150 ml AESTHETIC BLUE LT Modelling Monomer, 1 Glass pipette, 1 Shade guide, 2 Instructions for use, 1 Step by Step folder
676794	3 × 100 g AESTHETIC RED Polymer (shades 53, 55, 57), 150 ml AESTHETIC RED LT Modelling Monomer, 1 Glass pipette, 1 Shade guide, 2 Instructions for use, 1 Step by Step folder

AESTHETIC Color Set Easy Shade guide 1 item

Art. no.	Product
681073	AESTHETIC Color Set Easy Shade guide

AESTHETIC COLOR SET EASY FOR INDIVIDUALISTS



AESTHETIC BLUE



AESTHETIC RED

Every patient is an individual, and this should be reflected by the dentures. Customized for the patient to give a natural and unmistakable authenticity.

4 different color hues allow individual pigmentation of the gingiva, easily and quickly. The incident light is refracted by the semi-opaque pigmentation and reflects. This gives the pink of the artificial gingiva a particularly natural look.

FIBRES

»VEINING« OF RESINS FOR DENTURES



The red fibres are incorporated into the denture base materials. This gives the gingiva a »veined« appearance and the dentures look natural.

ORDERING DETAILS

AESTHETIC Color Set Easy 1 set

Art. no.	Product
676793	4 × 100 g AESTHETIC BLUE Polymer (shades 34, 53, 55, 57), 150 ml AESTHETIC BLUE Monomer, 150 ml AESTHETIC BLUE LT Modelling Monomer, 8 × 15 g AESTHETIC Intensive Colors (shades white, blue, pink, red, orange, brown, black and yellow), 1 × 15 g AESTHETIC Intensive Colors Opaque, 1 Tin of fibres, 1 Shade guide, 1 Ceramic mixing tray, 1 Modelling Instrument, 1 Glass pipette, 2 Instructions for use, 1 Step by Step folder
676795	4 × 100 g AESTHETIC RED Polymer (shades 34, 53, 55, 57), 150 ml AESTHETIC RED Monomer, 150 ml AESTHETIC RED LT Modelling Monomer, 8 × 15 g AESTHETIC Intensive Colors (shades white, blue, pink, red, orange, brown, black and yellow), 1 × 15 g AESTHETIC Intensive Colors Opaque, 1 Tin of fibres, 1 Shade guide, 1 Ceramic mixing tray, 1 Modelling Instrument, 1 Glass pipette, 2 Instructions for use, 1 Step by Step folder

Fibres 1 item

Art. no.	Quantity
680284	0.5 g

AESTHETIC INTENSIVE COLORS INDIVIDUALIZATION OF THE GINGIVA



AESTHETIC Intensive Colors for the pigmentation of CANDULOR denture base materials for individual, esthetic work. You can create very special accents with the color pigments, which can be dissolved in the monomer. As special as your patient.

Applications

- > Difference from natural gingiva hardly distinguishable
- > Gingiva can be individually shaded to suit the patient

AESTHETIC INTENSIVE COLORS OPAQUE GREATER OPACITY



This highly concentrated pigment is mixed as additional powder in small amounts to the AESTHETIC denture base material to achieve greater opacity. Another indication is the covering of thin acrylic layers in the cervical regions of the teeth and over metal parts.

Applications

- > Greater opacity is achieved when customizing the denture base
- > This reduces the visibility of metal parts, which is particularly beneficial in the case of partial or implant dentures
- > Can be mixed with PMMA resins
- > The powder dissolves easily and mixes well, thus ensuring simple handling
- > The AESTHETIC Intensive Colors Opaque was specially formulated for use with CANDULOR AESTHETIC materials
- > Can be mixed with hot- and self-curing polymers

Characterization with AESTHETIC BLUE and AESTHETIC RED



AESTHETIC LT MODELLING MONOMER

MORE TIME FOR CHARACTERIZATION



To obtain a longer modelling phase, you can use the AESTHETIC LT Modelling Monomer to organize your working time better and prevent the denture base material from drying out. It is suitable for use with AESTHETIC Intensive Colors.

Applications

- > The denture base material offers enhanced modelling characteristics due to its smooth consistency
- > This results in simpler handling when characterizing denture base materials
- > Available for hot- and self-curing polymers

ORDERING DETAILS

AESTHETIC Intensive Colors 1 item

Art. no.	Quantity	Shade
674555	15 g	□ snow white
674556	15 g	■ ocean blue
674557	15 g	■ true pink
674558	15 g	■ purpur red
674559	15 g	■ sunny orange
674560	15 g	■ mystic brown
674561	15 g	■ dark shadow
674562	15 g	■ bright light

AESTHETIC Intensive Colors Opaque 1 item

Art. no.	Quantity
674563	15 g

AESTHETIC BLUE LT Modelling Monomer (cold-curing) 1 item

Art. no.	Quantity
674253	150 ml

AESTHETIC RED LT Modelling Monomer (heat-curing) 1 item

Art. no.	Quantity
674254	150 ml



- 1. Soft ■ 53
- 2. Medium ■ 53 ■ 55
- 3. Strong ■ 53 ■ 55 ■ 57
- 4. Individual ■ 53 ■ 55 ■ 57
+ Intensive Colors

AUXILIARY MATERIALS SPECIALISTS NEED THE RIGHT TOOLS

Our vision is to create a design which is equal to nature.
We give dental technicians the tools to exploit the full range
of options and to excel – like a musician composing a new
melody.





KMG PASTE

HIGH-GLOSS POLISHING PASTE



KMG Paste is a high-gloss polishing paste for denture acrylics and metals. It is easily washed off and particularly economical to use.

Applications

- > Precise application is possible due to presentation as paste
- > Economical in use, therefore long-lasting
- > Multifunctional use

KMG LIQUID

HIGH-GLOSS POLISHING LIQUID

The liquid KMG Liquid is a universal high-gloss polishing liquid for denture acrylics and metals.

Applications

- > A faster high gloss result can be achieved.
- > The product is easier to dose because it is not quite as fluid; thus providing a higher yield.
- > KMG Liquid is a homogeneous liquid, therefore making it easier to use.
- > It has a fresher color and a more pleasant aroma.

Indications

- > High-gloss polishing of resin or composite veneers
- > High-gloss polishing of resin saddles and resin parts of a prosthesis
- > Metal restorations (e.g. inlays, onlays, cast crowns, etc.)



ORDERING DETAILS

KMG Paste 1 item

Art. no.	Quantity
686162	100 ml

KMG Liquid 1 item

Art. no.	Quantity
693113	500 ml

C-PLAST SELF-CURING TRAY MATERIAL



C-PLAST in white and shade 34 is a dimensionally stable autopolymerizing resin that offers good contrast versus most impression materials. The material can be processed for approx. 5 minutes.

Description

- > Individual impression tray
- > Individual base plates for bite templates, intraoral registration plates, tooth setups with wax
- > Preparation of individual anterior tooth guide plates

Indication

- > For use in the treatment of partial or complete edentulism.

ORDERING DETAILS

C-PLAST: polymer (powder) 1 item

Art. no.	Quantity	Shade
672719	500 g	white
672722	500 g	34

C-PLAST: monomer (liquid) 1 item

Art. no.	Quantity
674272	500 ml

AESTHETIC WAX EVERYDAY AND MODELLING WAX



EVERYDAY WAX AESTHETIC WAX SOFT

AESTHETIC Wax Soft is noted for its smooth consistency.

Features

- > Stained in shade 34
- > Solidification point 56 °C

MODELLING WAX AESTHETIC WAX MEDIUM + HARD

AESTHETIC Wax is a special modelling wax in shade 34 for setting up prosthetics, available in two different degrees of hardness.

Features

- > Medium degree of hardness and solidification point 80 – 81 °C (Medium)
- > High degree of hardness and solidification point 84 – 85 °C (Hard)
- > Stained in shade 34

ORDERING DETAILS

AESTHETIC Wax 1 item

Art. no.	Quantity	Product
662466	500 g	AESTHETIC Wax Soft
662467	2500 g	AESTHETIC Wax Soft
662468	500 g	AESTHETIC Wax Medium
662469	500 g	AESTHETIC Wax Hard

AESTHETIC Color Wax 1 item

Art. no.	Quantity	Product
662473	3 x 8 g	AESTHETIC Color Wax Set

AESTHETIC COLOR WAX CHARACTERIZATION OF WAX DENTURES

We offer 3 ready-mixed modelling waxes similar to the AESTHETIC Color Set Easy to enable the dental technician to design individual characterization of the wax denture.

To design a natural wax try-in, shade 53 should be used for the marginal gingiva, shade 55 for the fixed gingiva and shade 57 for the alveolar mucosa.

Features

- > Matches CANDULOR AESTHETIC denture materials
- > Gives the patient a feeling for the esthetics of the final product during the wax try-in



ISO-K SEPARATING LIQUID



ISO-K is an alginate-based separating liquid with a proven success record. It is ideally suited for isolating denture base materials, i. e. PMMA resins of all kinds and plaster. This applies to both heat- and cold-curing polymers.

Application

- > Isolation of plaster against resin

Features

- > Excellent separation
- > Readily absorbed into the plaster
- > Very fine separating film

ORDERING DETAILS

ISO-K blue 1 item

Art. no.	Quantity
559537	500 ml
559538	1000 ml
559539	5000 ml

ISO-K pink 1 item

Art. no.	Quantity
559540	500 ml
559541	1000 ml
559542	5000 ml

INSTRUMENTS CLASSICS FOR EFFICIENT AND PRECISE WORK

CANDULOR instruments are practical aids to simplify daily routine. Matched to meet the needs of dental technicians and dentists they fully support high levels of commitment.





TECHNICAL INSTRUMENT SET AUXILIARY SET FOR PROSTHETIC RESTORATION



The Technical Instrument Set contains all the implements needed for high-grade full dentures.

Content

- > 1 Alameter
- > 1 Modelling instrument
- > 1 Artikont articulating ribbon
- > 1 Sliding caliper
- > 1 Rim Former
- > 1 Profile compass
- > 1 Papillameter
- > 1 Instructions for use Alameter
- > 1 Instructions for use Papillameter
- > 1 Instructions for use Instrument Set

CLINICAL INSTRUMENT SET* AUXILIARY SET FOR DENTISTS AND PROSTHODONTISTS



The Clinical Instrument Set is specifically designed for dentists and prosthodontists to facilitate their everyday work.

Content

- > 1 CRS Set 10
- > 1 CANDULOR Marker
- > 1 Alameter
- > 1 Sliding caliper
- > 1 Rim Former
- > 1 Papillameter
- > 1 Bite fork set
- > 1 Instructions for use Alameter
- > 1 Instructions for use Papillameter
- > 1 Instructions for use Instrument Set

* This product is **not** available within EU countries.

PROFILE COMPASS

TRACING THE CONTOUR OF THE ALVEOLAR RIDGE



Reproduction of the alveolar ridge ensures the correct placement of the teeth as the contour is still easily identified even after the wax template has been applied.

Application

- > Marks the course of the alveolar ridge on the model

PAPILLAMETER

DETERMINATION OF THE LENGTH OF THE UPPER LIP

The lip closure line is one of the most important parameters especially when determining the length of the anteriors. The Papillameter provides the ideal tool for determining the length of the upper lip and thus the lip closure line.

Applications

- > Accurate reading of lip length
- > Simple determination of the length of the anteriors
- > Sterilizable



RIM FORMER

MELTING WAX RIMS

The parallelism of the maxillary and mandibular wax bite is one of the most important prerequisites for correct bite registration. Uniform melting of the maxillary and mandibular bites is necessary, in particular for the parallelism of the wax rims to the Camper's plane.

Features

- > Angled edge on the metal plate defines the dorsal height by applying to the Tuber maxillae
- > Special openings at the rear end facilitate the discharge of melted wax
- > Well-insulated handle



ORDERING DETAILS

Instrument Set 1 set

Art. no.	Product
662464	Technical Instrument Set
662465	Clinical Instrument Set

Profile compass 1 item

Art. no.	Product
662454	Profile compass


Papillameter 1 item

Art. no.	Product
662448	Papillameter

Rim Former 1 item

Art. no.	Product
662450	Rim Former

BITE FORK SET CHECKING THE OCCLUSAL PLANE



The proven bite fork is available in a set with four vertical pins that can be unscrewed. The various planes can be clearly defined with the vertical pins and the rubber band. One of the most important parameters in prosthetics is the parallelism between the occlusal plane and Camper's plane or the bipupillary line. Additional reference planes such as the Frankfurt horizontal plane and the axial-orbital plane are also easily determined. The bite fork set is a reliable instrument for checking the correct position of the plane of occlusion.

Features

- > Easy to use
- > Sterilizable

ARTIKONT ARTICULATING RIBBON FOR CHECKING OCCLUSION



The Artikont articulating ribbon is a double-sided marking articulating ribbon made of silk for checking occlusion on the model.

Features

- > Available in three colors
- > High tear resistance
- > Marks repeatedly
- > Easy handling
- > Precision marking/
clear marking

MODELLING INSTRUMENT MODELLING THE DENTURE'S GINGIVA



The handmade tips are well suited for modelling the denture's gingiva or the precise placing of wax and denture base material.

STIPLING INSTRUMENT PROCESSING THE SURFACE TEXTURE



The unique shape of the tungsten carbide stippling bur is exceptionally well suited for processing the surface texture of the denture's gingiva. It carefully carves the resin when forming the lip flange and achieves a natural surface structure.


SLIDING CALIPER SELECTING ANTERIOR SETS



The sliding caliper can be used to determine the PhysioStar® NFC+, PhysioSelect® TCR and PhysioSet® TCR anterior sets.

ALAMETER

DETERMINING THE ANTERIOR SET



The Alameter is an aid for assessing the suitable anterior set of the PhysioStar® NFC+, PhysioSelect® TCR and PhysioSet® TCR tooth lines.

Many years of experience have shown that the alinasal width gives an indication of the original position of the canines and thus simplifies selection of the appropriate tooth set in edentulous patients.

The Alameter measures the width of the nose and calculates the most appropriate set of anteriors.

Features

- > Easy to use
- > Fast selection of anterior tooth set
- > Can be used for the PhysioStar® NFC+, PhysioSelect® TCR and PhysioSet® TCR tooth lines

CERAMIC MIXING TRAY

FOR MIXING RESINS



The mixing tray in high-quality ceramic has 10 bowls for mixing resins plus a further four small bowls which can be used as monomer reservoirs and for handling the fibres.

Applications

- > Specially designed for mixing resins
- > The deeper bowls make mixing the resin particularly straight-forward
- > Extremely smooth and scratch-proof surface – hardened resin is easily removed
- > The sharp edges of the small bowls make it easy to scrape off the brush

ORDERING DETAILS

Bite fork set 1 set

Art. no.	Product
662453	Bite fork set

Bite fork set Individual components

Art. no.	Product	Unit
662451	Bite fork	1 item
662452	Vertical pins	1 pack of 4 items

Artikont articulating ribbon 1 item

Art. no.	Product
662458	Artikont articulating ribbon blue (silk) 80 µm
662459	Artikont articulating ribbon green (silk) 80 µm
662461	Artikont articulating ribbon red (silk) 80 µm

Stipling instrument 1 pack

Art. no.	Product
662456	Stipling instrument (6 items)

Modelling instrument 1 item

Art. no.	Product
662455	Modelling instrument

Sliding caliper 1 item

Art. no.	Product
662449	Sliding caliper

Alameter 1 item

Art. no.	Product
662447	Alameter

Ceramic mixing tray 1 item

Art. no.	Product
662463	Ceramic mixing tray

DEVICES DESIGNED TO GIVE THE BEST RESULTS

The CANDULOR devices give dental technicians the opportunity for best processing of the CANDULOR materials and to create fabrications of the highest quality.





AESTHETIC

COLD

NO FLUORIDE / NO PHOTOINITIATOR



ARTICULATOR CA 3.0

THE NAVIGATOR – NATURAL PROSTHETICS THROUGH THREE-DIMENSIONAL MOVEMENT



ORDERING DETAILS

Articulator CA 3.0 1 item

Art. no.	Product
668314	Articulator CA 3.0 with 1 Incisal plate 15°, 1 Incisal pointer, 2 Retention discs, 2 Mounting plates, 1 Supporting rod for upper part (opening stop), 2 Plastering covers, 1 Instructions for use

The challenge of creating highly esthetic patient work also calls for a natural function of the restoration. The CA 3.0 simulates the natural conditions of the jaw joint and thus offers excellent navigation for daily work.

The articulator excels through its double cone shape of the guided joint section. The technical construction of the articulator is designed to simulate three-dimensional natural movements, and these, in turn, are essential for physiological true-to-nature positioning.

The integrated Split-Cast system is a further distinguishing simplification. The magnets are integrated into the articulator. This allows for clean repositioning of the plates without corrosion and plaster deposits.

Technical data

- > Height: 150 mm
- > Width: 145 mm
- > Weight: 690 g
- > Inner construction height: 100 mm (with Split-Cast)
- > Depth: 160 mm
- > Bonwill triangle: 110 mm
- > Balkwill angle: 25°
- > Retrusion track: 1.5 mm
- > Immediate side-shift stop: 0 – 2.5 mm fix
- > Angle of jaw track adjustable between 0° – 60°
- > Incisal plate: 15°
- > Material: anodized aluminum

ARTICULATOR CA 3.0 LARGE WITH ADJUSTED HEIGHT



ORDERING DETAILS

Articulator CA 3.0 LARGE 1 item

Art. no.	Product
759233	Articulator CA 3.0 LARGE with 1 Incisal plate 15°, 1 Incisal pointer, 2 Retention discs, 2 Mounting plates, 1 Supporting rod for upper part (opening stop), 2 Plastering covers, 1 Instructions for use CA 3.0

The CA 3.0 LARGE articulator is a higher version of the CA 3.0. Together with the Plate Set for Splitex® and the Calibration Key, which is compatible with Splitex®, the CA 3.0 LARGE can be adjusted to the inner construction height of 126 mm and synchronized with the Artex® articulators of the Carbon series from Amann Girrbach.

Features







- > Including Splitex® system same construction height as Artex® articulators of the Carbon series
- > Synchronization of several articulators possible
- > The double cone simulates the shape of the joint head
- > Incorporated magnet
- > Natural Bennet movement possible

Technical data

- > Height: 160 mm
- > Width: 145 mm
- > Weight: 735 g
- > Inner construction height: 126 mm (with Split-Cast)
- > Depth: 160 mm
- > Bonwill triangle: 110 mm
- > Balkwill angle: 25°
- > Retrusion track: 1.5 mm
- > Immediate side-shift stop: 0 – 2.5 mm fix
- > Angle of jaw track adjustable between 0° – 60°
- > Incisal plate: 15°
- > Material: anodized aluminum

ORDERING DETAILS

**Articulator CA 3.0 /
Articulator CA 3.0 LARGE
Accessories**

Art. no.	Product	Unit
662496	Instrument holder with flat setting up template 	1 item
662497	Flat setting up template 	1 item
762247	Instrument holder for Splitex® 	1 item
662498	Facebow Adapter L/R for: > SAM Axioquick AX > Kavo Protar Arcus > Girrbach Artex®-facebow > Ivoclar UTS transfer bow 	1 pack of 2 items L/R
681822	Facebow holder 	1 item
762246	Facebow holder adapter for CA 3.0 LARGE 	1 item

ORDERING DETAILS

**Articulator CA 3.0 LARGE
Accessories for synchronization**

Art. no.	Product	Unit
759234	Plate Set for Splitex® 	1 item
759235	Calibration Key compatible with Splitex® 	1 item
759246	Plastic mounting plates for Splitex® 	1 pack of 50 items
759248	Magnetic discs for Splitex® mounting plates (Ø 35mm) 	1 pack of 50 items

ORDERING DETAILS

**Articulator CA 3.0 /
Articulator CA 3.0 LARGE
Spare parts**

Art. no.	Product	Unit
681824	Incisal guide 15° standard 	1 item
761871	Knurled nut for incisal guide 	1 item
681823	Incisal pointer 	1 item
662488	Plastic mounting plates 	1 pack of 10 items*
662490	Retention discs for plastic mounting plates (Ø 25mm) 	1 pack of 100 items
681828	Plastering covers 	1 pack of 2 items
681827	Label 	1 item
662492	O-ring seals 	1 pack of 2 items
681825	Vertical guide rod for CA 3.0 	1 item
759247	Vertical guide rod for CA 3.0 LARGE 	1 item
681826	Vertical guide rod holder 	1 item
662503	Knurled thumb screw A 	1 pack of 2 items
662504	Knurled thumb screw B 	1 pack of 2 items
662506	Supporting rod for opening stop 	1 item

* incl. 10 retention discs for plastic mounting plates (Ø 25mm)

POLYMASTER SELF-CURING POLYMERIZATION



The POLYMASTER is a polymerization device for the casting/pressing technique using self-curing polymers. No acrylic flash is produced during processing, which means no more raised bites. The retention system incorporates a magnet. This ensures reliable repositioning of the model. The ease of investing the models makes for gentler handling and prevents incorrect pressing.

Material and Design

- > Ergonomic Milani design
- > Aluminum lightweight construction
- > Precise conical closure

Features

- > No more raised bites
- > No flask clamp
- > Simple handling
- > Replaceable retention system
- > 2 years guarantee on material defects (proper use is assumed)

Economic benefits

- > Economical use of plaster
- > Time saving of up to 25 minutes versus other press or injection processes

Technical data

- > Weight: 1.8 kg
- > Height: 9 cm
- > Diameter: 13.5 cm

ORDERING DETAILS

POLYMASTER 1 item

Art. no.	Product
662509	POLYMASTER incl. 2 Magnetic retention plates, 1 Allen key, 1 Instructions for use

POLYMASTER Spare parts

Art. no.	Product	Unit
662474	Allen key	1 item
662510	Magnetic retention plates	1 pack of 2 items

JST flask 1 item

Art. no.	Product
662545	JST flask incl. Allen key for closing the flask halves

JST flask Spare parts

Art. no.	Product	Unit
662474	Allen key	1 item
662546	Brass cover for lower part of the flask	1 item

JST FLASK HEAT-CURING POLYMERIZATION



The JST flask was developed in collaboration with MDT Jürg Stuck. Three allen screws hold the two halves of the flask together, making the cumbersome flask clamp superfluous. Tapered steel guides center the upper and lower halves of the flask on each other to fit gap-free. When using AESTHETIC Intensive Colors (multicolor packing

of the gingiva), incorrect pressing of the layer can be prevented by closing the flask asymmetrically.

Features

- > Top and bottom halves screw together with no clamp required
- > Sturdy material
- > Generous inside diameter for large dentures and partial dentures
- > High flask top section allows denture to be retained in an ideal position
- > Conical inside surfaces to facilitate deflasking of the dentures
- > Precise screw fit due to tungsten carbide screws and guide pins

REGISTRATION ENSURING ESTHETICS AND FUNCTION

Determining jaw relationships is one of the most essential process in partial and full prosthetics. It represents an important link in the logic chain and determines how much time needs to be invested in the further work steps. Esthetics and function can be supported significantly through optimal registration.





CRS SET 10 CANDULOR REGISTRATION SET



Set for intraoral registration with relative bearings according to McGrane for full dentures

The registration set is used to record the joint-related central position of the mandible for full dentures.

CRS SET 15 CANDULOR REGISTRATION SET



Set for intraoral registration with relative bearings according to McGrane for dentulous or partially dentulous jaws and for check-up of full dentures

The registration set is designed for checking full dentures and for registration of the joint-related central position of dentulous and edentulous jaws.

ORDERING DETAILS

CRS Set 10 1 set

Art. no.	Product
662513	CRS Set 10 incl. 1 Registration tip short, 1 Registration tip long, 1 Registration plate, 1 Pin supporting plate small, 1 Pin supporting plate large, 6 Screws and washers for the registration plate, 6 Plexiglas plates, 1 CANDULOR Marker

CRS Set 10 Spare parts

Art. no.	Product	Unit
662514	Registration tip short	1 item
662515	Registration tip long	1 item
662516	Registration plate	1 item
662517	Pin supporting plate small	1 item
662518	Pin supporting plate large	1 item
662519	Screws and washers for the registration plate	1 pack à 5 items
662520	Plexiglas plates	1 pack à 5 items
696276	CANDULOR Marker	1 item

CRS Set 15 1 set

Art. no.	Product
662521	CRS Set 15 incl. 1 Registration plate 1, 1 Registration plate 2, 1 Registration plate 3, 1 Registration plate 4, 1 Supporting pin plate, 1 Registration tip with sleeve short, 1 Registration tip with sleeve long, 6 Plexiglas roundels, 1 CANDULOR Marker

CRS Set 15 Spare parts

Art. no.	Product	Unit
662522	Registration plate 1	1 item
662523	Registration plate 2	1 item
662524	Registration plate 3	1 item
662525	Registration plate 4	1 item
662526	Supporting pin plate	1 item
662527	Registration tip with sleeve short	1 item
662528	Registration tip with sleeve long	1 item
662529	Plexiglas roundels	1 pack à 10 items
696276	CANDULOR Marker	1 item

CRS SET 20

CANDULOR REGISTRATION SET



Opening and closing registration method

The registration set allows determination of the jaw relationship in dentulous and edentulous jaws. Smaller occlusal corrections of dentures can also be undertaken directly in the patient's mouth. It is, above all, suitable for patients having difficulty with movements and for patients requiring a lot of room for the tongue. It is also used as part of prosthetic measures and functional therapies.

CANDULOR MARKER

WAX PENCIL FOR MARKING THE REGISTRATION PLATES



The CANDULOR Marker is ideal for marking the registration plates of the CRS sets. For this purpose the plates must be slightly warmed up (e.g. with a Bunsen burner, lighter, etc.) and can then be marked with the CANDULOR Marker. The wax pencil is water resistant and ideal for marking/labelling smooth surfaces such as metal, glass, cellophane and resins. The markings can be removed with commercially available disinfectants/wipes.

ORDERING DETAILS

CRS Set 20 1 set

Art. no.	Product
681829	CRS Set 20 incl. 2 Registration plates small, 2 Registration plates large, 1 Registration tip with sleeve short, 1 Registration tip with sleeve long, 1 CANDULOR Marker

CRS Set 20 Spare parts

Art. no.	Product	Unit
681830	Registration plate small	1 item
681831	Registration plate large	1 item
662527	Registration tip with sleeve short	1 item
662528	Registration tip with sleeve long	1 item
696276	CANDULOR Marker	1 item

CANDULOR Marker 1 item

Art. no.	Product
696276	CANDULOR Marker

DENTURE BRUSH FOR CLEANING DENTURES



The CANDULOR denture brush effectively cleans dentures. The large, flat bristle area provides optimum surface contact for thorough cleaning of the external arches. The smaller, wedge-shaped bristle area cleans less accessible parts of the internal arches. Teeth and denture acrylics can thus be thoroughly cleaned from deposits and the remains of food. The nylon bristle tips do not scratch denture bodies. The large, shaped handle makes control of the movement of the brush and denture cleaning easy. The ergonomic design of the handle with its non-slip grip make cleaning easy even for persons with restricted movement.

Features

- > Thoroughly cleans and removes food residues and deposits
- > Does not scratch tooth and denture surfaces
- > Ergonomically shaped handle for control of brush movement
- > The non-slip handle can be securely held, even if the brush is wet

ORDERING DETAILS

Denture Brush 1 item

Art. no.	Product
662536	Denture Brush



SSOP (SWISS SCHOOL OF PROSTHETICS BY CANDULOR) LEARNING, UNDERSTANDING AND APPLYING PROSTHETICS

With its comprehensive further education program on removable dentures, the SSOP offers new paths to prosthetic success in the laboratory and in the dental practice. To optimize professionalism and personal development.







EFFICIENT AND PROFESSIONAL TRAINING COURSES WITH THE SSOP

The SSOP is more than standard product or application training. The program offers comprehensive knowledge on removable dentures and makes you an expert step by step – both in theory and in practice with modules that build on each other.

Advantages

- > Developing expertise in a highly interesting professional niche, regardless of whether you work analog, digital or hybrid
- > Gaining routine, confidence and mastery in the realization of high-quality and sophisticated prosthetic restorations
- > Achieving a high level of patient satisfaction due to successful solutions that offer a better quality of life

SSOP offers the right training

- > No matter what previous knowledge you possess, from beginners to seasoned professionals
- > No matter which professional field you are currently engaged in: be it as a dental technician trainee, dental technician, semi-skilled laboratory technician, prosthodontist or dentist

CREATING A NATURAL GINGIVA THROUGH CHARACTERIZATION

In this new workshop, »CREATING A NATURAL GINGIVA THROUGH CHARACTERIZATION«, the individual color design of a denture is demonstrated step by step and worked out in a practical manner. The focus is on the analysis of the different gingival layers and their specific color system. These are demonstrated and practiced with the preset CANDULOR colors 53, 55, 57 and the AESTHETIC Intensive Colors.

Program

- > Demo - simple characterization with three colors
- > Practical exercises of the participants
- > Demo color analysis individual characterization gingiva colors and pigments
- > Practical exercises of the participants
- > Characterization demo in the PolyMaster
- > Finishing and polishing
- > Finishing with the PolyMaster
- > Practical exercises of the participants
- > FAQs / Discussion

Duration

Day 1



SSOP IN YOUR OWN LABORATORY

True to the motto »Bring the SSOP into your laboratory or practice«, the SSOP training program can also be booked as an in-house training course.

With the SSOP teachers on site, anatomical and prosthetic knowledge as well as craftsmanship are enhanced directly in the existing laboratory and practice process.

Advantages

- > Staff can be supported with targeted training to make their daily work even more efficient. This adds to satisfaction, not only in the team.
- > Existing materials and aids can be incorporated directly into the in-house training courses. This also allows processes to be optimized at the same time.
- > In-house training involves less stress and time for the participants and is an effective cost-benefit option

You can find out more about these new formats at:
ssop.swiss



CANDULOR. HIGH END ONLY.

CANDULOR DENTAL GMBH*
Am Riederngraben 6
DE-78239 Rielasingen-Worblingen
T + 49 (0)7731 79 783-30
F + 49 (0)7731 28917
candulor.com
export@candulor.de

CANDULOR AG
Boulevard Lilienthal 8
CH-8152 Glattpark (Opfikon)
T + 41 (0)44 805 90 00
F + 41 (0)44 805 90 90
candulor.com
info@candulor.ch